

# COVER SHEET

		A	S	9	4	0	0	7	1	6	0
--	--	---	---	---	---	---	---	---	---	---	---

SEC Registration Number

[illegible]

(Company's Full Name)

[illegible]

(Business Address: No. StreetCity/Town/Province)

**Atty. Riva Khristine V. Maala**

(Contact Person)

**(+632) 8403-6910**

(Company Telephone Number)

1	2
---	---

3	1
---	---

*Month*      *Day*  
(Fiscal Year)

DEFINITIVE				
2	0	-	I	S

(Form Type)

0	1
---	---

3	1
---	---

*Month*                      *Day*  
(Special Stockholders'  
Meeting)

**2024**

	N.A.
--	------

(Secondary License Type, If Applicable)

\_\_\_\_\_

Dept. Requiring this Doc.

\_\_\_\_\_

Amended Articles Number/Section

1,922

Total No. of Stockholders

--

Domestic

\_\_\_\_\_

Foreign

To be accomplished by SEC Personnel concerned

[illegible]

File Number

[illegible]

Document ID

LCU

Cashier

STAMPS

## STAMPS

Remarks: Please use BLACK ink for scanning purposes.





10 January 2024

**Securities and Exchange Commission**

17th Floor, The SEC Headquarters  
7907 Makati Avenue  
Salcedo Village, Barangay Bel Air  
Makati City 1227

**Attention: Markets & Securities Regulation Department**

Gentlemen:

We are submitting herewith the DEFINITIVE Information Statement (SEC Form 20-IS) of **ARTHALAND CORPORATION (the “Corporation”)** as well as our reply to the checklist accompanying the Commission’s electronic mail dated 03 January 2024 (copy received on even date).

We trust you find everything in order.

Very truly yours,

**RIVA KHRISTINE V. MAALA**  
*Corporate Secretary and General Counsel*

2024 0110 Reply to SEC (Definitive IS)/ALCO/rvm



ARTHALAND CORPORATION Information Statement		
SEC Form 20-IS: Checklist of Requirements	Comment	Reply
<b>General Comment:</b>	Please comply.	Please see responses below.
Non-compliance shall constitute a violation of SRC Rule 20 and shall subject the company to appropriate penalty under the Consolidated Scales of Fines (SEC Memorandum Circular No. 6, Series of 2005).		This is noted.
In addition to the Company's responses to SEC Comments through this Comment Sheet, kindly submit a marked-up copy highlighting the revisions made to comply with each comment.		The revisions made to the attached Definitive Information Statement (DIS) to comply with this checklist have been underscored for easy reference.
If the distribution of the copies of the notice of meeting, information statement and other documents in connection with the 202(4) SM is via alternative mode, please be reminded that the Notice of Meeting shall be published in the business section of two (2) newspapers of general circulation, in print and online format, for two (2) consecutive days; Provided that, the last publication of the Notice of Meeting (print and online) shall be made no later than twenty-one (21) days prior to the scheduled SM.		The Notice of Special Stockholders Meeting will be published in print and online format of the Philippine Star and the BusinessWorld on 10 and 11 January 2024.
Please be reminded to submit hard copies of the PIS and the DIS at the MSRD office (17th Floor, The SEC Headquarters, 7907 Makati Avenue, Salcedo Village, Barangay Bel Air, Makati City 1227)		Hard copies of both Preliminary Information Statement (PIS) and DIS will be delivered not later than the end of business on 10 January 2024.
SRC Rule 20.3.3.5 Information Statement and Management Report shall be uploaded to Issuer's Website for downloading by interested parties	Please upload SEC Form 20-DIS and its attachments on the Company's website and send us the link to access the uploaded DIS.	This is noted. The PIS filed on 20 December 2023 was uploaded to the Corporation's website <a href="http://www.arthaland.com">www.arthaland.com</a> and the PSE EDGE <sup>1</sup> . The same will be done for the DIS.
<b>Part I.</b>		
<b>A. General Information</b>		
<b>ITEM 2. DISSENTER'S RIGHT OF APPRAISAL</b>		
Brief outline of right of appraisal or similar right of dissenter.	Kindly indicate the four (4) instances when right of appraisal may be exercised as provided under Sec. 80. of the RCC.	The four (4) instances when a stockholder may exercise his/its right of appraisal as provided under Section 80 of the Revised Corporation Code (RCC) is now reflected in Item 2, page 3 of the DIS.
Indicate the statutory procedure required to be followed by dissenting security	Kindly fully disclose How Appraisal Right is	How Appraisal Right is exercised as provided under Section 81, RCC is

<sup>1</sup> [https://edge.pse.com.ph/companyDisclosures/form.do?cmpy\\_id=172](https://edge.pse.com.ph/companyDisclosures/form.do?cmpy_id=172)



<p>holders in order to perfect such right.</p>	<p>exercised as provided under Sec. 81 of the RCC:</p> <p><i>"If the proposed corporate action is implemented, the corporation shall pay the stockholder, upon surrender of the certificate or certificates of stock representing the stockholder's shares, the fair value thereof as of the day before the vote was taken, excluding any appreciation or depreciation in anticipation of such corporate action.</i></p> <p><i>"If, within sixty (60) days from the approval of the corporate action by the stockholders, the withdrawing stockholder and the corporation cannot agree on the fair value of the shares, it shall be determined and appraised by three (3) disinterested persons, one of whom shall be named by the stockholder, another by the corporation, and the third by the two (2) thus chosen. The findings of the majority of the appraisers shall be final, and their award shall be paid by the corporation within thirty (30) days after such award is made: Provided, That no payment shall be made to any dissenting stockholder unless the corporation has unrestricted retained earnings in its books to cover such payment: Provided, further, That upon payment by the corporation of the agreed or awarded price, the stockholder shall forthwith transfer the shares to the corporation."</i></p>	<p>now stated in Item 2, DIS. Please see page 4 of the DIS.</p>
--	--	---



<b>ITEM 9. AUTHORIZATION OR ISSUANCE OF SECURITIES OTHERWISE THAN FOR EXCHANGE</b>		
<b>A. Title and amount of securities to be authorized/issued</b>		
<b>B. Information required by Part II(B) of "Annex C, as amended"</b>		
<b>Description of Registrant's Securities</b>		
<b>1. Common or Preferred Stock</b>		
(a) State the amount of capital stock of each class issued or included in the shares of stock to be offered.		
(b) If common equity is offered, describe any dividend, voting and preemption rights.		
(c) If preferred stock is offered, describe the dividend, voting, conversion and liquidation rights as well as redemption or sinking fund provisions.	<b>Please disclose.</b>	During the Special Stockholders Meeting, the Corporation will be seeking the increase of its authorized capital stock by ₱50,000,000.00 with the creation of 50,000,000 preferred shares with a par value of ₱1.00 per share. It will not be offering preferred shares at this time. This was clarified in the last sentence of Item 9, page 13 of the DIS.
(d) Describe any other material rights of common or preferred stockholders.	<b>Please disclose.</b>	The Corporation will not be offering preferred shares at this time. If and when it does, these shares shall be redeemable and have such features as the Board of Directors may prescribe, provided that, in no case shall such preferred shares be voting or participating, as stated in the last paragraph of Article SEVENTH of the Articles of Incorporation.
(e) Describe any provision in the charter or by-laws that would delay, defer or prevent a change in control of the registrant.		
<b>ITEM 10. MODIFICATION/EXCHANGE OF SECURITIES</b>	<b>Please disclose. If not applicable, provide a negative statement thereto.</b>	The Corporation will be seeking the increase of its authorized capital stock by ₱50,000,000.00 with the creation of 50,000,000 preferred shares with a par value of ₱1.00 per share. These preferred shares will not modify any of the Corporation's outstanding shares. Item 10 was added to page 13 of the DIS.
If outstanding securities are to be modified, state class & amount.		
If securities are to be issued in exchange for outstanding securities, state class & amount of securities to be so issued, the class & amount of outstanding securities to be exchanged and basis of the exchange.		
Describe any material difference between the outstanding and the modified or new securities.		



State the reason for the proposed modification/exchange & general effect upon the rights of existing security holders.		
Brief outline of any other material features of the proposed modification/exchange. If set forth in a written document, file copies thereof with each copy of the proxy filed with the Commission.		
Furnish information required by Item 11(a) of this Form.		
If existing security is presently listed/registered in an exchange, state whether it intends to apply for listing/registration of the new/reclassified securities on such exchange or any other exchange. If not, state the effect of the termination of such listing/registration.		
<b>ITEM 17. AMENDMENTS OF CHARTER, BY-LAWS &amp; OTHER DOCUMENTS</b>		
Brief reason(s) for and the general effect of such amendment.	<b>Please disclose and discuss.</b>	The creation of 50,000,000 preferred shares is intended as fund raising in anticipation of the Corporation's projects in the pipeline and as working capital. Please see page 14 of the DIS.
<b>PART III.</b>		
<b>SIGNATURE PAGE</b>		

<b>SEC Form 20-IS: Checklist of Requirements</b>		
After reasonable inquiry and to the best of my knowledge and belief, I certify that the information set forth in this report is true, complete and correct. This report is signed in the City of ..... On ....., 20.....	<b>Please update for every submission.</b>	This is noted. Please see page 15 of the DIS.
By: Signature		
Name/Title		

- Nothing follows. -



SECURITIES AND EXCHANGE COMMISSION

SEC FORM 20-IS  
INFORMATION STATEMENT PURSUANT TO SECTION 20  
OF THE SECURITIES REGULATION CODE

1. **DEFINITIVE Information Statement**

2. Name of Registrant as specified in its charter: **ARTHALAND CORPORATION**

3. **Metro Manila, Philippines**

Province, country or other jurisdiction of incorporation or organization

4. SEC Identification Number: **ASO-94-007160**

5. BIR Tax Identification Number: **004-450-721-000**

6. **7/F Arthaland Century Pacific Tower, 5<sup>th</sup> Avenue corner 30<sup>th</sup> Street,  
Bonifacio Global City, Taguig City**

Address of Principal Office

**1634**

Postal Code

7. **(+632) 8403-6910**

Registrant's telephone number, including area code

8. **Not Applicable**

Former name, former address and former fiscal year, if changed since last report

9. **31 January 2024, 9:00 A.M., Taguig City via remote communication**

Date, time and place of the meeting of security holders

10. **10 January 2024**

Approximate date on which the Information Statement is first to be sent or given to security holders

11. Securities registered pursuant to Sections 8 and 12 of the SRC, or Sec. 4 and 8 of the RSA:

<u>Title of Each Class</u>	<u>Number of Shares of Stock Outstanding (As of 30 November 2023)</u>	<u>Amount of Debt Outstanding (As of 30 November 2023)</u>
<b>Common</b>	<b>5,318,095,199 (₱0.18 par value)</b>	<b>None</b>
<b>Preferred Series A</b>	<b>12,500,000 (₱1.00 par value)</b>	<b>None</b>
<b>Preferred Series B</b>	<b>20,000,000 (₱1.00 par value)</b>	<b>None</b>
<b>Preferred Series C</b>	<b>10,000,000 (₱1.00 par value)</b>	<b>None</b>
<b>Preferred Series D</b>	<b>6,000,000 (₱1.00 par value)</b>	<b>None</b>

12. Are any or all of these securities listed on a Stock Exchange? **Yes [x]** No [ ]

If yes, disclose the name of such stock exchange and the class of securities listed therein:

**Philippine Stock Exchange – ALL Outstanding Common Shares and Preferred Shares  
Series C and D ONLY.**

**WE ARE NOT ASKING YOU FOR A PROXY  
AND YOU ARE REQUESTED NOT TO SEND US A PROXY**



<b>A. GENERAL INFORMATION</b>
-------------------------------

**ITEM 1. Date, Time and Place of SPECIAL STOCKHOLDERS MEETING of Security Holders**

- a.     Date     :     31 January 2024 (Wednesday)  
Time     :     9:00 A.M.  
Venue    :     Taguig City through remote communication

Stockholders who may want to attend and participate during the meeting must register at:

<https://zoom.us/j/94791691040?pwd=NW9YNIpmeXB4TjVRK0xNVndzanBmQT09>

Registration will open at the start of business on 10 January 2024 (Wednesday).

Those who cannot personally attend the meeting or participate through remote communication but would still like to be represented thereat and be considered for quorum purposes may inform the Office of the Corporate Secretary at the address herein indicated or through [investor.relations@arthaland.com](mailto:investor.relations@arthaland.com) not later than 24 January 2024 (Wednesday), and will be advised the following business day of any further action necessary, which may include the execution of a proxy, a draft of which is available at [www.arthaland.com](http://www.arthaland.com).

- b.     Principal Address of Issuer:     7/F Arthaland Century Pacific Tower  
  5<sup>th</sup> Avenue corner 30<sup>th</sup> Street  
  Bonifacio Global City, Taguig City 1634
- c.     The approximate date on which the Information Statement is first sent or given to security holders is 10 January 2024.

**ITEM 2. Dissenters' Right of Appraisal**

The stockholders' right of appraisal is given under the instances provided in Section 80, Title X, Appraisal Right, of the Revised Corporation Code of the Philippines, as follows:

Any stockholder of a corporation shall have the right to dissent and demand payment of the fair value of the shares in the following instances: (a) In case an amendment to the articles of incorporation has the effect of changing or restricting the rights of any stockholder or class of shares, or of authorizing preferences in any Page 39 of 73 respect superior to those of outstanding shares of any class, or of extending or shortening the term of corporate existence; (b) In case of sale, lease, exchange, transfer, mortgage, pledge or other disposition of all or substantially all of the corporate property and assets as provided in this Code; (c) In case of merger or consolidation; and (d) In case of investment of corporate funds for any purpose other than the primary purpose of the corporation.

For the valid exercise of the appraisal right, **ARTHALAND CORPORATION ("Arthaland")** adopts the procedure laid down in Section 81 of the Revised Corporation Code, as follows:

1.     The dissenting stockholder must have voted against the proposed corporate action.
2.     The dissenting stockholder must make a written demand for the payment of the fair value of shares within thirty (30) days from the date the vote was taken. Failure to



make the demand within the prescribed period shall be deemed a waiver of the appraisal right.

From the time of demand, all rights accruing to the shares, including voting and dividend rights, shall be suspended in accordance with the provisions of the Revised Corporation Code, except the right of the stockholder to receive payment of the fair value of his/its shares. The dividend, voting and other rights of the dissenting stockholder shall be restored if Arthaland fails to pay the fair value within thirty (30) days after the award.

If the proposed corporate action is implemented, Arthaland shall pay the stockholder, upon surrender of the certificate/s of stock representing the stockholder's shares, the fair value thereof as of the day before the vote was taken, excluding any appreciation or depreciation in anticipation of such corporate action. If, within sixty (60) days from the approval of the corporate action by the stockholders, the withdrawing stockholder and Arthaland cannot agree on the fair value of the shares, it shall be determined and appraised by three (3) disinterested persons, one of whom shall be named by the stockholder, another by Arthaland, and the third by the two (2) thus chosen. The findings of the majority of the appraisers shall be final, and their award shall be paid Arthaland within thirty (30) days after such award is made: Provided, That no payment shall be made to any dissenting stockholder unless Arthaland has unrestricted retained earnings in its books to cover such payment: Provided, further, That upon payment by Arthaland of the agreed or awarded price, the stockholder shall forthwith transfer the shares to Arthaland.

3. The right of payment shall cease under the following instances:
  - a. If the dissenting stockholder withdraws his/its demand for payment, subject to Arthaland's consent;
  - b. If Arthaland abandons the proposed action;
  - c. If the Securities and Exchange Commission (SEC) disapproves the proposed action; and,
  - d. Where the SEC determines that such stockholder is not entitled to the appraisal right.

In the forthcoming Special Stockholders Meeting, approval of the stockholders will be sought to amend Article SEVENTH of the latest Articles of Incorporation for purposes of first reducing its Authorized Capital Stock by ₱20,000,000.00, and thereafter increasing the same by ₱50,000,000.00. Please see Item 9 for further discussion on this matter. Under the Revised Corporation Code, this would entitle dissenting stockholders to exercise their appraisal right under Title X thereof<sup>1</sup>.

### **ITEM 3. Interest of Certain Persons in or Opposition to Matters to be acted upon**

While certain persons may have interest in the matters to be acted upon in the special meeting, Arthaland has not received any written information from any Director, nominee or stockholder as of the date of this Information Statement with respect to any intention to oppose any action to be taken up at the meeting. Further, there is no matter to be acted upon in the meeting in which any Director or Executive Officer of Arthaland is involved, or had a direct, indirect or substantial interest.

---

<sup>1</sup> Under Section 6 of the Revised Corporation Code, "xxx No share may be deprived of voting rights except those classified and issued as "preferred" or "redeemable" shares, unless otherwise provided in this Code: Provided, That there shall always be a class or series of shares with complete voting rights. Holders of nonvoting shares shall nevertheless be entitled to vote on the following matters: (a) Amendment of articles of incorporation; xxx (e) Increase or decrease of authorized capital stock xxx"



## B. CONTROL AND COMPENSATION INFORMATION

### ITEM 4. Voting Securities and Principal Holders Thereof

a. **Class entitled to vote (*as of 30 November 2023*)**

<i>Class of Shares</i>	<i>No. of Shares</i>	<i>Shares Owned by Foreigners</i>	<i>Voting Rights</i>
Common Shares	5,318,095,199	14,590,210 (0.2744%)	One (1) vote per share
Preferred Shares Series A	12,500,000	0 (0%)	One (1) vote per share <sup>2</sup>
Preferred Shares Series C	10,000,000	24,510 (0.2451%)	One (1) vote per share <sup>3</sup>
Preferred Shares Series D	6,000,000	70,120 (1.17%)	One (1) vote per share <sup>4</sup>

Both Common and Preferred shares, with the exception of Preferred Shares Series B (ALCPB) which were redeemed in December 2021 and are now classified as treasury shares of the Corporation, are entitled to vote on the proposed amendment to the Articles of Incorporation to be presented during the Special Stockholders' Meeting.

- b. All stockholders of record at the close of business on 19 January 2024 will be entitled to notice of and to vote at the Special Stockholders Meeting. The electronic copy of this Information Statement which includes the manner of conducting the meeting and the process on how one can join the same, as well as vote through proxy, remote communication or *in absentia*, among other relevant documents, is available in [www.arthaland.com](http://www.arthaland.com) and in the Electronic Disclosure Generation Technology of the Philippine Stock Exchange (PSE EDGE).

c. **Cumulative Voting Rights**

Section 4, Article II of Arthaland's By-laws provides, as follows:

“At all stockholders' meetings, every stockholder entitled to vote in accordance with Section 4 of Article VI of these By-laws shall be entitled to one (1) vote for each share of voting stock standing in his name in the proper book of the Corporation at the time of closing thereof for the purpose of the meeting.

<sup>2</sup> *Ibid.*

<sup>3</sup> *Id.*

<sup>4</sup> *Id.*



“The right to vote of stockholders may be exercised in person, through proxy or remote communication, *in absentia*, or through such alternative modes as may be provided by applicable laws and regulations.

“At every election of directors, each stockholder entitled to vote during the meeting in accordance with Section 4 of Article VI of these By-laws is entitled to one (i) vote for each share of stock held by him for as many persons as there are directors to be elected, or to cumulate said shares and give one (1) candidate as many votes as the number of directors multiplied by the number of his share shall equal, or to distribute such votes on the same principle among as many candidates as he shall think fit.”

The total number of votes to be cast by the stockholder during the special meeting must not exceed the number of shares owned by him/it as shown in the books of Arthaland.

**b. Security Ownership of Certain Record and Beneficial Owners and Management**

**(1) Security Ownership of Certain Record and Beneficial Owners of more than 5% of the Voting Shares (as of 30 November 2023)**

<i>Title of Class</i>	<i>Name and Address of Record Owners, Relationship with Issuer</i>	<i>Name of Beneficial Owner and Relationship to Record Owner</i>	<i>Citizenship</i>	<i>Number of Shares</i>	<i>% Held</i>
Common	CPG Holdings, Inc. <i>Stockholder</i>  Suite 701-706, 7 <sup>th</sup> Floor, Centerpoint Condominium, J. Vargas corner Garnet Road, Ortigas Center, Pasig City	Christopher Paulus Nicolas T. Po, <i>Stockholder</i>  Leonardo Arthur T. Po, <i>Stockholder</i>  Teodoro Alexander T. Po, <i>Stockholder</i>  Ricardo Gabriel T. Po, <i>Stockholder</i>	Filipino	2,017,619,910 Direct  125,000,000 Indirect	40.289
Common	AO Capital Holdings I, Inc. <i>Stockholder</i>  7/F Arthaland Century Pacific Tower, 5 <sup>th</sup> Avenue corner 30 <sup>th</sup> Street, Bonifacio Global City, Taguig City	Jaime C. González, <i>Stockholder</i>	Filipino	1,383,730,000 Direct	26.019

PCD Nominee Corporation (Filipino) is the holder of 1,650,837,140 Common shares, or 31.042% of the total issued and outstanding Common shares of Arthaland.



Arthaland is not aware of any voting trust agreements involving its shares.

**(2) Security Ownership of Management (as of 30 November 2023)**

<i>Title of Class</i> -----	<i>Name and Position of Record Owners</i> -----	<i>Citizenship</i> -----	<i>Number of Shares &amp; Nature of Ownership</i> -----	<i>% of Class</i> -----
Common	Ernest K. Cuyegkeng <i>Chairman of the Board</i>	Filipino	1 <u>Direct and Beneficial Owner</u>	0.00 %
Common	Jaime C. González <i>Vice Chairman and President</i>	Filipino	76,715,151 <u>Direct and Beneficial Owner</u>	1.44 %
Common	Jaime Enrique Y. González <i>Director</i>	Filipino	1 <u>Direct and Beneficial Owner</u>	0.00 %
Common	Cornelio S. Mapa, Jr. <i>Treasurer and Executive Vice President</i>	Filipino	1 <u>Direct and Beneficial Owner</u>	0.00 %
Common	Christopher Paulus Nicolas T. Po <i>Director</i>	Filipino	1 <u>Direct and Beneficial Owner</u>	0.00 %
Common	Ricardo Gabriel T. Po <i>Vice Chairman</i>	Filipino	1 <u>Direct and Beneficial Owner</u>	0.00 %
Common	Denise Loreena V. De Castro <i>Independent Director</i>	Filipino	1 <u>Direct and Beneficial Owner</u>	0.00 %
Common	Hans B. Sicat <i>Independent Director</i>	Filipino	1 <u>Direct and Beneficial Owner</u>	0.00 %
Common	Andres B. Sta. Maria <i>Independent Director</i>	Filipino	1	0.00 %



			<u>Direct and Beneficial Owner</u>	
None	Riva Khristine V. Maala <i>Corporate Secretary and General Counsel</i>	Filipino	0	N.A.
None	Margeline C. Hidalgo <i>Assistant Corporate Secretary</i>	Filipino	0	N.A.
			-----	
		<b>TOTAL</b>	<b>76,715,159 shares</b>	

None of the present directors and officers works or is connected with any government agency.

### (3) Voting Trust Holders of 5% or More

There are no voting trust holders registered in the books of Arthaland.

### (4) Changes in Control

During the Annual Stockholders Meeting held on 30 June 2023, the stockholders elected the following as the members of the Board of Directors for the year 2023-2024 to hold office as such and until their respective successors are duly nominated, elected and qualified:

#### Regular Directors

1. Mr. Ernest K. Cuyegkeng
2. Mr. Jaime C. González
3. Mr. Jaime Enrique Y. González
4. Mr. Cornelio S. Mapa, Jr.
5. Mr. Christopher Paulus Nicolas T. Po
6. Mr. Ricardo Gabriel T. Po

#### Independent Directors

7. Ms. Denise Loreena V. de Castro
8. Mr. Hans B. Sicat, and
9. Mr. Andres B. Sta. Maria

During the Organizational Meeting of the Board of Directors held immediately after the said Annual Stockholders Meeting, the following were elected as officers for the year 2023-2024 to hold office as such and until their respective successors are duly nominated, elected and qualified, to wit:

Chairman	Mr. Ernest K. Cuyegkeng
Vice Chairman and President	Mr. Jaime C. González
Vice Chairman	Mr. Ricardo Gabriel T. Po
Treasurer	Mr. Cornelio S. Mapa, Jr.
Corporate Secretary	Ms. Riva Khristine V. Maala
Assistant Corporate Secretary	Ms. Margeline C. Hidalgo



Other than the foregoing, there is no change in ownership control since the annual meeting.

## **ITEM 5. Directors, including Independent Directors, and Executive Officers**

No action will be taken with respect to the election and nomination of directors during the Special Stockholders Meeting.

## **ITEM 6. Compensation of Directors and Executive Officers**

### **a. Compensation of Directors and Executive Officers**

Section 10, Article III of Arthaland's By-laws provides that the "Board of Directors is empowered and authorized to fix and determine the compensation of its members, including profit sharing and other incentives, subject to the limitations imposed by law."

Beginning June 2016, the per diem given to each director for each meeting of the Board (special or regular) attended was increased to ₱75,000.00 for independent directors and ₱10,000.00 for regular directors, except for the Chairman of the Board who receives ₱100,000.00. In May 2023, the per diem for regular directors was increased to ₱15,000.00 for each Board meeting attended.

Each director is also paid a per diem for each committee meeting he attends, of which he is a member. The per diem for committee meetings was also increased from ₱2,500.00 to ₱7,500.00 in May 2023. These committees are the Executive Committee, the Audit and Risk Committee, the Stock Option and Compensation Committee, and the Governance and Nomination Committee.

The current members of Arthaland's various committees are:

Audit and Risk Committee	Hans B. Sicat, Chairman Denise Loreena V. de Castro Andres B. Sta. Maria
Stock Option and Compensation Committee	Jaime C. González, Chairman Denise Loreena V. de Castro Ricardo Gabriel T. Po
Governance and Nomination Committee	Ricardo Gabriel T. Po, Chairman Hans B. Sicat Andres B. Sta. Maria
Executive Committee	Jaime C. González, Chairman Ricardo Gabriel T. Po, Vice Chairman Jaime Enrique Y. González Christopher Paulus Nicolas T. Po Cornelio S. Mapa, Jr.

No action will be taken with respect to the compensation of directors and executive officers during the Special Stockholders Meeting.



**b. Standard Arrangement/Material Terms of Any Other Arrangement/Terms and Conditions of Employment Contract with Above Named Corporate/Executive Officers**

During Arthaland's annual meeting held on 16 October 2009, the stockholders representing more than sixty-seven percent (67%) of all its issued and outstanding common shares which are entitled and qualified to vote approved Arthaland's Stock Option Plan (the "2009 ALCO Stock Option Plan"). The total amount of shares which are available and may be issued for this purpose will amount to 10% of Arthaland's total outstanding capital stock at any given time. At present, this is equivalent to 531,809,519 shares.

The Stock Option and Compensation Committee consisting of at least three (3) directors, one (1) of whom is an independent director, will administer the implementation of this plan.

Qualified employees eligible to participate under the plan are (i) members of the Board, with the exception of the independent directors; (ii) President and CEO and other corporate officers, which include the Corporate Secretary and the Assistant Corporate Secretary; (iii) Employees and Consultants who are exercising managerial level functions or are members of the Management Committee; and (iv) Executive officers assigned to Arthaland's subsidiaries or affiliates<sup>5</sup>.

The Stock Option and Compensation Committee is empowered to determine to whom Options are to be granted, determine the price the Option is to be exercised (which in no case shall be below the par value of Arthaland's common stock), decide when such Option shall be granted and its effectivity dates, and determine the number and class of shares to be allocated to each qualified employee. The Committee will also consider at all times the performance evaluation of the qualified employee and/or the result of the achievement of the objectives of Arthaland each year.

The Option Period during which the qualified employee may exercise the option to purchase such number of shares granted will be three (3) years starting with the full year vesting in accordance with the following schedule:

- (i) Within the first twelve (12) months from Grant Date - up to 33.33%
- (ii) Within the 13<sup>th</sup> to the 24<sup>th</sup> month from Grant Date - up to 33.33%
- (iii) Within the 25<sup>th</sup> to 36<sup>th</sup> month from Grant Date - up to 33.33%.

On the Exercise Date, the qualified employee should pay the full Purchase Price or in such terms as may be decided upon by the Committee.

In 2010, options equivalent to 164,800,000 were granted but none of the qualified employees exercised their respective rights until the period within which they can do so expired in October 2012.

On 14 December 2018, Arthaland's Board of Directors approved granting options equivalent to not more than 90.0 million common shares to its qualified employees as above defined. The Stock Option and Compensation Committee was tasked to administer the implementation of this grant, which will include to whom and when the Options are to be granted and the effectivity dates thereof, and the number and class of shares to be allocated to each qualified employee, after considering the performance evaluation of said qualified employees vis-a-vis the result of the achievement of the company's objectives for 2018.

---

<sup>5</sup>Arthaland must have at least 50% equity holdings of said subsidiary or affiliate.



The Stock Option and Compensation Committee pegged the price the option is to be exercised at the five-day volume weighted average price per share beginning 17 December 2018, or until 21 December 2018. Said price was at ₱0.85 per share.

On 25 March 2020, the price of the options granted as abovementioned was changed to ₱0.50 per share after the Board of Directors determined that the ₱0.85 per share was no longer competitive as it defeats the purpose of granting options. The objective of the Stock Option Plan is to furnish a material incentive to qualified employees of Arthaland by making available to them the benefits of stock ownership of Arthaland through stock options and thereby increase their concern for Arthaland's long term progress and well-being.

None of the qualified employees granted options in 2019 exercised their respective rights until the period within which they can do so expired in February 2022.

The term of the 2009 ALCO Stock Option Plan expired in October 2019. A new plan, i.e. the 2020 ALCO Stock Option Plan which has substantially the same terms as the 2009 plan was presented during the Annual Stockholders Meeting on 26 June 2020 and stockholders representing at least sixty-seven percent (67%) of the outstanding common shares which are entitled and qualified to vote approved the same.

An application was subsequently filed with the Securities and Exchange Commission for exemption from registration of the option shares to be allocated under the 2020 Stock Option Plan.

Following the directive of the Markets and Securities Regulation Department of the SEC, the Board of Directors during the joint Board and Stock Option and Compensation Committee meeting held on 22 March 2023 approved the proposed amendments of the Stock Option and Compensation Committee to the 2020 Stock Option Plan where the percentage of shares to be allocated as option shares is reduced from 10% to 5% of the outstanding capital stock, or 265,904,760 common shares, but the Corporation reserves its right to subsequently increase the allocated number of option shares in accordance with the Securities Regulation Code.

An application will be filed with the SEC anew at the appropriate time for exemption from registration of the option shares to be allocated under the 2020 Stock Option Plan as discussed in the preceding paragraphs.

No options have been granted as of the date of this Information Statement.

The closing price of Arthaland's common shares as of 30 November 2023 was ₱0.445 per share.

No action will be taken with respect to this matter during the Special Stockholders' Meeting.

## **ITEM 7. Independent Public Accountant**

Article V of the By-laws provides, among others, that the External Auditor shall be appointed by its Board of Directors and shall receive such compensation or fee as may be determined by the Chairman or such other officer(s) as the Board of Directors may authorize.

Reyes Tacandong & Co. (RT&Co) was first appointed as the external auditor of Arthaland in 2012 and remains as such to date<sup>6</sup>. Ms. Carolina P. Angeles was the Certifying Partner for the years 2012-2016.

---

<sup>6</sup> RT&Co. was reappointed as Arthaland's external auditor for the period ended as of 31 December 2023 during Arthaland's Annual Stockholders Meeting on 30 June 2023.



Ms. Michelle R. Mendoza-Cruz became the Certifying Partner in 2017 and continues to be so as of the date of this Information Statement.<sup>7</sup>

No action will be taken with respect to the appointment of a different external auditor during the Special Stockholders' Meeting.

The representatives of RT&Co. will be present during the Special Stockholders Meeting to supervise in the voting on the matter to be presented therein and provide assistance as may be necessary.

Arthaland has not had any disagreement with its external auditor.

#### Information on Independent Accountant

Accountant	:	Reyes Tacandong & Co.
Mailing Address	:	26/F Citibank Tower 8741 Paseo de Roxas, Makati City 1226
Certifying Partner	:	Ms. Michelle R. Mendoza-Cruz
C.P.A. Reg. No.	:	97380
TIN No.	:	201-892-183-000
BOA Accreditation No.	:	4782 (valid until 13 April 2024)
SEC Accreditation No. :		97380-SEC Group A issued on 08 April 2021 (Valid for Financial Periods 2020 to 2024)
PTR No.	:	9564565 issued on 03 January 2023 at Makati City
BIR Accreditation No.	:	08-005144-012-2020 (Valid until 24 January 2026)

#### Fees and Other Arrangements

Under paragraph a, page 3 of Arthaland's Audit Committee Charter, the Audit Committee recommends to the Board the fees of the External Auditor, which are determined on the estimated time that would be spent on an engagement and on the experience level of its professional staff members who will be assigned to work for the purpose, and generally, on the complexity of the issues involved and the work to be performed, as well as the special skills required to complete the work, provided that these fees are subject to the ratification by the stockholders.

As of the date of this Information Statement, the Board of Directors has not yet determined nor fixed the compensation or fees due to RT&Co for its services for the period ended as of 31 December 2023.

### **ITEM 8. Compensation Plans**

No matter or action with respect to any compensation plan pursuant to which cash or non-cash compensation may be paid or distributed will be taken up during the Special Stockholders Meeting.

---

<sup>7</sup> According to the 2019 revised SRC Rule 68, the independent auditors, or in the case of an auditing firm, key audit partners shall comply with the provisions on long association of personnel with an audit client as prescribed in the Code of Ethics for Professional Accountants in the Philippines, as adopted by the Board of Accountancy (BOA) and PRC (Philippine Regulation Commission). BOA adopted the 2016 International Ethics Standards Board for Accountants (IESBA) Code of Ethics in respect of an audit of a public interest entity, where an individual shall not be a key audit partner for more than seven years. In view of the foregoing, on 03 May 2023 the Board of Directors of the Corporation approved the amendment to the Manual of Corporate Governance dated 06 May 2020 whereby the period during which the External Auditor shall be rotated or changed is now seven (7) years (previously five [5] years).



<b>C. ISSUANCE AND EXCHANGE OF SECURITIES</b>
---

**ITEM 9. Authorization or Issuance of Securities Other than for Exchange**

During the Annual Stockholders Meeting held on 24 June 2022, the stockholders approved the amendment of Article SEVENTH of the Articles of Incorporation of Arthaland for purposes of decreasing its Authorized Capital Stock by ₱20,000,000.00 to cancel the 20,000,000 Preferred Shares Series B (ALCPB) as they have already been redeemed in December 2021 from the holders thereof and are now recorded as treasury shares. With such approval, Arthaland's Authorized Capital Stock was in effect reduced from ₱2,996,257,135.82 to ₱2,976,257,135.82 divided into ₱2,946,257,135.82 of common shares consisting of 16,368,095,199 common shares with a par value of ₱0.18 per share and ₱30,000,000.00 of preferred shares consisting of 30,000,000 preferred shares with a par value of ₱1.00 per share. However, as of the date of this Information Statement, the Articles of Incorporation have not yet been amended to reflect such decrease.

During the forthcoming Special Stockholders Meeting, Arthaland will therefore simultaneously seek the approval and ratification of the previously approved decrease of its Authorized Capital Stock by ₱20,000,000.00 for reasons abovementioned, and the approval of the subsequent increase thereof by ₱50,000,000.00 with the creation of 50,000,000 preferred shares with a par value of ₱1.00 per share. The Authorized Capital Stock will then result in the total amount of ₱3,026,257,135.82 divided into ₱2,946,257,135.82 of common shares consisting of 16,368,095,199 common shares with a par value of ₱0.18 per share and ₱80,000,000.00 of preferred shares consisting of 80,000,000 preferred shares with a par value of ₱1.00 per share. This will require the amendment of Article SEVENTH of the Articles of Incorporation of Arthaland which is explained further in Item 17.

Arthaland will not be offering preferred shares at this time.

**ITEM 10. Modification or Exchange of Securities**

Arthaland will be seeking the increase of its authorized capital stock by ₱50,000,000.00 with the creation of 50,000,000 preferred shares with a par value of ₱1.00 per share. These preferred shares will not modify any of the Corporation's outstanding shares.

No action will be taken during the Special Stockholders' Meeting with respect to the Corporation's Financial and Other Information (**Item 11**); Mergers, Consolidations, Acquisitions and Similar Matters (**Item 12**); Acquisition or Disposition of Property (**Item 13**); or, Restatement of Accounts (**Item 14**).

<b>D. OTHER MATTERS</b>
-------------------------

**ITEM 15. Action With Respect to Reports**

Management will present during the Special Stockholders' Meeting the financial reports of Arthaland as of the second and third quarters of 2023. Copies of the financial reports are attached to this Information Statement and made integral parts hereof.

Stockholders representing the minimum percentage of outstanding capital stock as provided by applicable laws and regulations shall have the right to include additional items on the agenda, provided that the stockholder exercising this right shall act in good faith and for a legitimate purpose.



There is no other matter to be presented with respect to Reports for which the appropriate action by the stockholders is required.

#### **ITEM 16. Matters Not Required To Be Submitted**

There are no matters not required to be submitted to the stockholders to be presented at the Special Stockholders' Meeting.

#### **ITEM 17. Amendment of Charter, By-Laws or Other Documents**

The stockholders will be asked during the special meeting to approve the following proposed amendment to the Articles of Incorporation of Arthaland as discussed in Item 9:

<u>Article and Number</u>	<u>Old Provision (as of 2018)</u>	<u>Proposed Amendment</u>
ARTICLE VII Authorized Capital Stock	<p>That the authorized capital stock of the Corporation is Philippine Pesos: Two Billion Nine Hundred Ninety Six Million Two Hundred Fifty Seven Thousand One Hundred Thirty Five and 82/100 (₱2,996,257,135.82) divided into Philippine Pesos: Two Billion Nine Hundred Forty Six Million Two Hundred Fifty Seven Thousand One Hundred Thirty Five and 82/100 (₱2,946,257,135.82) of common shares consisting of 16,368,095,199 common shares with a par value of Philippine Pesos: Eighteen Centavos (₱0.18) per share and Philippine Pesos: Fifty Million (₱50,000,000.00) of preferred shares consisting of 50,000,000 preferred shares with a par value of Philippine Peso: One (₱1.00) per share.</p> <p><u>The preferred shares shall be redeemable and have such features as the Board of Directors may prescribe, provided that, in no case shall such preferred shares be voting or participating.</u></p>	<p>That the authorized capital stock of the Corporation is Philippine Pesos: <u>Three Billion Twenty Six Million Two Hundred Fifty Seven Thousand One Hundred Thirty Five and 82/100 (₱3,026,257,135.82)</u> divided into Philippine Pesos: Two Billion Nine Hundred Forty Six Million Two Hundred Fifty Seven Thousand One Hundred Thirty Five and 82/100 (₱2,946,257,135.82) of common shares consisting of 16,368,095,199 common shares with a par value of Philippine Pesos: Eighteen Centavos (₱0.18) per share and Philippine Pesos: <u>Eighty Million (₱80,000,000.00) of preferred shares consisting of 80,000,000 preferred shares with a par value of Philippine Peso: One (₱1.00) per share.</u></p> <p><u>The preferred shares shall be redeemable and have such features as the Board of Directors may prescribe, provided that, in no case shall such preferred shares be voting or participating.</u></p>

The creation of 50,000,000 preferred shares is intended as fund raising in anticipation of the Corporation's projects in the pipeline and as working capital.

#### **ITEM 18. Other Proposed Action**

There are no proposed actions other than those indicated in the notice for the forthcoming Special Stockholders' Meeting.



## ITEM 19. Voting Procedures – Voting for Corporate Actions

### a. Voting for Corporate Actions

The proposed amendment to Arthaland's Articles of Incorporation which consists of increasing the authorized capital stock require the affirmative vote of stockholders representing or owning at least two-thirds (2/3) of Arthaland's entire outstanding capital stock.

Voting on matters submitted for stockholders' approval during the Special Stockholders Meeting shall be done in accordance with SEC Memorandum Circular No. 6, Series of 2020 dated 12 March 2020<sup>8</sup> which provides the guidelines on voting through proxy, remote communication or *in absentia*, and shall be supervised by the designated personnel of RT&Co. and BDO Unibank, Inc.-Trust and Investments Division, the External Auditor and the Stock and Transfer Agent of Arthaland, respectively.

### SIGNATURE

After reasonable inquiry and to the best of my knowledge and belief, I certify that the information set forth in this Information Statement is true, complete and correct. This is signed on the date and place indicated below.

**ARTHALAND CORPORATION**

By:

**RIVA KHRISTINE V. MAALA**

*Corporate Secretary and General Counsel*

SUBSCRIBED AND SWORN to before me this **JAN 10 2024** at **Taguig City, Philippines**,  
affiant exhibiting to me her **Passport Number P4663090B** issued on **03 February 2020** by the  
Department of Foreign Affairs-NCR East, Philippines.

Doc. No. 205  
Page No. 42  
Book No. 3  
Series of **2024**.

**GAUDENCIO A. BARBOZA JR.**  
NOTARY PUBLIC  
Until Dec. 31, 2024  
PTR #A-6123305 Jan. 2, 2024, Taguig City  
IBP No. 328534 / 12/11/23 RSM (FOR YR. 2024)  
ROLL No. 41969  
MCLE COMP. NO. VII No. 0028557  
APRIL 19, 2023  
APP. No. 61 (2023- 2024)

### Attachments:

SEC Form 17-Q (Second Quarter 2023)

SEC Form 17-Q (Third Quarter 2023)

## UNDERTAKING

**ARTHALAND CORPORATION** undertakes to provide, without charge, a copy of its Annual Report (SEC Form 17-A) to any person soliciting a copy thereof upon written request addressed to the Corporate Secretary with principal office address at the 7/F Arthaland Century Pacific Tower, 5<sup>th</sup> Avenue corner 30<sup>th</sup> Street, Bonifacio Global City, Taguig City 1634 Philippines.

<sup>8</sup> Guidelines on the Attendance and Participation of Directors, Trustees, Stockholders, Members, and Other Persons of Corporations in Regular and Special Meetings through Teleconferencing, Video Conferencing and Other Remote or Electronic Means of Communication



**SEC FORM 17-Q (SECOND QUARTER 2023)**

**ARTHALAND CORPORATION  
SPECIAL STOCKHOLDERS MEETING  
31 JANUARY 2024, WEDNESDAY, 9:00AM**



# COVER SHEET

A	S	9	4	0	0	7	1	6	0		
---	---	---	---	---	---	---	---	---	---	--	--

SEC Registration Number

[illegible][illegible][illegible][illegible]

(Company's Full Name)

7	F		A	R	T	H	A	L	A	N	D		C	E	N	T	U	R	Y		P	A	C	I	F	I	C		T	O	W	E	R
---	---	--	---	---	---	---	---	---	---	---	---	--	---	---	---	---	---	---	---	--	---	---	---	---	---	---	---	--	---	---	---	---	---

5	T	H		A	V	E	N	U	E		C	O	R	N	E	R		3	0	T	H		S	T	R	E	E	T						
---	---	---	--	---	---	---	---	---	---	--	---	---	---	---	---	---	--	---	---	---	---	--	---	---	---	---	---	---	--	--	--	--	--	--

[illegible][illegible]

(Business Address: No. Street City/Town/Province)

MARIVIC S. VICTORIA

(Contact Person)

**(+632) 8403-6910**

(Company Telephone Number)

[illegible]

**N.A.**

(Secondary License Type, If Applicable)

\_\_\_\_\_

Dept. Requiring this Doc.

\_\_\_\_\_

Amended Articles Number/Section
------------------------------------

**1,928**

Total No. of Stockholders

### Total Amount of Borrowings

Domestic

Foreign

To be accomplished by SEC Personnel concerned

[illegible]

File Number

LCU

[illegible]

Document ID

Cashier



**ARTHALAND CORPORATION**

(Company's Full Name)

**7/F ArthaLand Century Pacific Tower, 5th Avenue corner 30th Street**

**Bonifacio Global City, Taguig City**

(Company's Address)

**8403-6910**

(Telephone Number)

**December 31**

(Fiscal year ending)

(month & day)

**June 30**

(Annual Meeting)

**SEC FORM 17 – Q QUARTERLY REPORT**

(Form Type)

Amendment Designation (If applicable)

**June 30, 2023**

(Period Ended Date)

\_\_\_\_\_  
(Secondary License Type & File Number)

\_\_\_\_\_  
LCU

\_\_\_\_\_  
(Cashier)

\_\_\_\_\_  
DTU

**ASO-94-007160**

(SEC Number)

\_\_\_\_\_  
Central Receiving Unit

\_\_\_\_\_  
File Number

\_\_\_\_\_  
Document I.D.



SECURITIES AND EXCHANGE COMMISSION

SEC FORM 17-Q  
QUARTERLY REPORT PURSUANT TO SECTION 11 OF THE  
REVISED SECURITIES ACT AND RSA RULE 11(a)-1 (b)(2) THEREUNDER

1. For the quarterly period ended June 30, 2023

2. Commission Identification No. ASO-94-007160

3. BIR TIN 004-450-721-0000

4. Exact name of registrant as specified in its character

**ARTHALAND CORPORATION**

5. Incorporated in Metro Manila, Philippines on August 10, 1994.

6. Industry Classification Code \_\_\_\_\_ (SEC Use Only).

7. Address of registrant's principal office Postal Code  
**7/F ArthaLand Century Pacific Tower, 5th Avenue corner 30th Street,  
Bonifacio Global City, Taguig City** **1634**

8. Registrant's Telephone Number : 8403-6910

9. Former name, former address and former fiscal year, if changed since last report: Not Applicable

10. Securities registered pursuant to Sections 4 and 8 of the RSA

<u>Title of Each Class</u>	<u>Number of Shares Outstanding</u>	<u>Amount of Debt Outstanding</u>
<b>Common Shares</b>	<b>5,318,095,199 (₱0.18 par value)</b>	<b>None</b>
<b>Preferred Shares – Series A</b>	<b>12,500,000 (₱1.00 par value)</b>	<b>None</b>
<b>Preferred Shares – Series B</b>	<b>20,000,000 (₱1.00 par value)</b>	<b>None</b>
<b>Preferred Shares – Series C</b>	<b>10,000,000 (₱1.00 par value)</b>	<b>None</b>
<b>Preferred Shares – Series D</b>	<b>6,000,000 (₱1.00 par value)</b>	<b>None</b>

11. Are any or all of the securities listed on the Philippine Stock Exchange?

**YES [ X ]**

**NO [ ]**

If yes, state the name of such Stock Exchange and the class/es of securities listed therein:

Philippine Stock Exchange – ALL Outstanding Common Shares and Preferred Shares Series C and D ONLY.

12. Indicate by check mark whether the registrant :

(a) has filed all reports required to be filed by Section 11 of the Revised Securities Act (RSA) and RSA Rule (a)-1 thereunder and Sections 26 and 141 of the Corporation Code of the Philippines, during the preceding 12 months (or for such shorter period the registrant was required to file such reports).

**YES [ X ]**

**NO [ ]**

(b) has been subject to such filing requirements for the past 90 days.

**YES [ X ]**

**NO [ ]**



## PART I - FINANCIAL INFORMATION

### Item 1. Financial Statements

*See attached.*

### Item 2. Management's Discussion and Analysis of Financial Condition and Results of Operations

*See attached.*

## PART II - OTHER INFORMATION


There are no other information for the period not previously reported in SEC Form 17-C.

## SIGNATURES

Pursuant to the requirements of the Revised Securities Act, the registrant has duly caused this report to be signed on its behalf by the undersigned thereunto duly authorized.

Issuer : ARTHALAND CORPORATION

Signature and Title :   
JAIME C. GONZALEZ  
President

Signature and Title :   
MARIVIC S. VICTORIA  
Chief Finance Officer

Date : August 02, 2023



**ITEM 1. Financial Statements Required under SRC RULE 68.1**

1. Basic and Diluted Earnings per Share (See attached Income Statement).
2. The accompanying consolidated interim financial statements of **Arthaland Corporation (ALCO)** were prepared in accordance with accounting principles generally accepted in the Philippines as set forth in Philippine Financial Reporting Standards (PFRS) and Philippine Accounting Standards (PAS).
3. Notes to Financial Statements:
  - a. The accompanying consolidated interim financial statements of **ALCO** were prepared in accordance with PFRS. The financial statements have been prepared using the historical cost basis, except for investment properties and certain financial instruments that are measured at fair values, and net retirement liability which is carried at the present value of the defined benefit obligation at the end of the reporting period. The consolidated interim financial statements are presented in Philippine Pesos.
  - b. There is no significant seasonality or cycle of interim operations.
  - c. There are no material events subsequent to the end of the interim period not previously reported in SEC form 17-C.
  - d. Except as otherwise disclosed separately and mentioned in the general information in this Report, there are no changes in the composition of the issuer during the interim period including business combinations, acquisition of subsidiaries and long-term investments, restructurings and discontinuing operations.
  - e. There are no material changes in the contingent liabilities or contingent assets since the last annual balance sheet date.
  - f. There are no material contingencies and any other events or transactions that are material to an understanding of the current interim period.
  - g. Except as otherwise disclosed separately and excluding those projects already in ALCO's pipeline as outlined in this Report, there are no other material commitments for capital expenditures since the last annual balance sheet date.
  - h. Except as otherwise disclosed separately and mentioned in the analysis of financial risks in this Report, there are no other known trends, events or uncertainties that have had or that are reasonably expected to have a material favorable or unfavorable impact on net sales or revenues or income from continuing operations. There is no foreseen event that will cause a material change in the relationship between costs and revenues.
  - i. There are no material off-balance sheet transactions, arrangements, obligations and other relationship of the company with unconsolidated entities or other persons created during the reporting period.



**ARTHALAND CORPORATION AND SUBSIDIARIES**  
**CONSOLIDATED STATEMENTS OF FINANCIAL POSITION**  
**AS OF JUNE 30, 2023 AND DECEMBER 31, 2022**

	Note	JUNE 30, 2023 (UNAUDITED)	DECEMBER 31, 2022 (AUDITED)
<b>ASSETS</b>			
Cash and cash equivalents	4	₱5,866,232,042	₱4,796,293,662
Financial assets at fair value through profit or loss (FVPL)	5	2,093,323,837	2,246,039,822
Receivables	6	2,339,991,714	2,380,054,645
Contract assets	7	4,512,827,168	3,920,367,468
Real estate for sale	8	8,351,997,910	9,381,383,586
Investment properties	9	12,418,481,600	11,273,784,260
Property and equipment	10	320,563,646	333,940,003
Net retirement asset	22	23,306,405	36,058,483
Other assets	11	2,187,857,345	2,024,785,160
		<b>₱38,114,581,667</b>	<b>₱36,392,707,089</b>
<b>LIABILITIES AND EQUITY</b>			
<b>Liabilities</b>			
Accounts payable and other liabilities	14	₱3,565,971,090	₱3,382,198,303
Loans payable	12	12,174,954,100	11,764,154,679
Bonds payable	13	5,933,497,910	5,925,771,148
Contract liabilities	7	320,715,503	231,469,884
Advances from non-controlling interests	15	1,102,119,597	1,102,119,597
Net retirement liability	22	3,066,860	2,545,060
Net deferred tax liabilities	23	2,043,271,629	1,924,137,488
Total Liabilities		<b>25,143,596,689</b>	<b>24,332,396,159</b>
<b>Equity Attributable to Equity Holders of the Parent Company</b>			
	16		
Capital stock		1,005,757,136	1,005,757,136
Additional paid-in capital		5,973,360,513	5,973,360,513
Retained earnings		5,422,261,169	4,912,544,253
Other equity reserves		221,696,435	221,696,435
Treasury shares		(2,000,000,000)	(2,000,000,000)
Parent Company's preferred shares held by a subsidiary - at cost		(12,500,000)	(12,500,000)
		<b>10,610,575,253</b>	<b>10,100,858,337</b>
<b>Non-controlling Interests</b>	15	<b>2,360,409,725</b>	<b>1,959,452,593</b>
Total Equity		<b>12,970,984,978</b>	<b>12,060,310,930</b>
		<b>₱38,114,581,667</b>	<b>₱36,392,707,089</b>

*See accompanying Notes to Consolidated Financial Statements.*



**ARTHALAND CORPORATION AND SUBSIDIARIES**  
**CONSOLIDATED STATEMENTS OF COMPREHENSIVE INCOME**  
**FOR THE PERIOD ENDED JUNE 30, 2023 AND 2022**

	Note	JUNE 30, 2023 (UNAUDITED)	JUNE 30, 2022 (UNAUDITED)
REVENUES	17	<b>₱3,371,826,140</b>	₱1,112,281,133
COST AND EXPENSES	18	<b>1,833,108,941</b>	653,358,517
GROSS INCOME		<b>1,538,717,199</b>	458,922,616
OPERATING EXPENSES	19	<b>668,360,381</b>	382,177,420
INCOME FROM OPERATIONS		<b>870,356,818</b>	76,745,196
NET GAIN ON CHANGE IN FAIR VALUE OF INVESTMENT PROPERTIES		<b>716,216,644</b>	1,144,992,711
FINANCE COSTS	20	<b>(525,264,276)</b>	(177,886,274)
OTHER INCOME – Net	21	<b>138,788,986</b>	23,722,415
INCOME BEFORE INCOME TAX		<b>1,200,098,172</b>	1,067,574,048
PROVISION FOR INCOME TAX	23	<b>295,710,755</b>	271,238,942
NET INCOME		<b>904,387,417</b>	796,335,106
OTHER COMPREHENSIVE INCOME		-	-
<b>TOTAL COMPREHENSIVE INCOME</b>		<b>₱904,387,417</b>	<b>₱796,335,106</b>
<b>NET INCOME ATTRIBUTABLE TO:</b>			
Equity holders of the Parent Company		<b>₱698,172,058</b>	₱ 757,634,386
Non-controlling interests		<b>206,215,359</b>	38,700,720
		<b>₱904,387,417</b>	<b>₱796,335,106</b>
<b>TOTAL COMPREHENSIVE INCOME ATTRIBUTABLE TO:</b>			
Equity holders of the Parent Company		<b>₱698,172,058</b>	₱ 757,634,386
Non-controlling interests		<b>206,215,359</b>	38,700,720
		<b>₱904,387,417</b>	<b>₱796,335,106</b>
<b>EARNINGS PER SHARE</b>			
	26		
Basic		<b>₱0.1078</b>	₱0.1190
Diluted		<b>₱0.1067</b>	₱0.1178

*See accompanying Notes to Consolidated Financial Statements.*



**ARTHALAND CORPORATION AND SUBSIDIARIES**  
**CONSOLIDATED STATEMENTS OF COMPREHENSIVE INCOME**

	APRIL 1 to JUNE 30, 2023 (UNAUDITED)	APRIL 1 to JUNE 30, 2022 (UNAUDITED)
<b>REVENUES</b>	<b>₱2,536,397,571</b>	<b>₱622,585,164</b>
<b>COST AND EXPENSES</b>	<b>1,428,386,537</b>	<b>421,766,521</b>
<b>GROSS INCOME</b>	<b>1,108,011,034</b>	<b>200,818,643</b>
<b>OPERATING EXPENSES</b>	<b>444,752,722</b>	<b>203,705,334</b>
<b>INCOME (LOSS) FROM OPERATIONS</b>	<b>663,258,312</b>	<b>(2,886,691)</b>
<b>NET GAIN ON CHANGE IN FAIR VALUE OF INVESTMENT PROPERTIES</b>	<b>481,138,134</b>	<b>954,184,956</b>
<b>FINANCE COSTS</b>	<b>(261,636,419)</b>	<b>(90,951,648)</b>
<b>OTHER INCOME – Net</b>	<b>114,242,137</b>	<b>10,868,034</b>
<b>INCOME BEFORE INCOME TAX</b>	<b>997,002,164</b>	<b>871,214,651</b>
<b>PROVISION FOR INCOME TAX</b>	<b>234,694,442</b>	<b>219,704,481</b>
<b>NET INCOME</b>	<b>762,307,722</b>	<b>651,510,170</b>
<b>OTHER COMPREHENSIVE INCOME</b>	<b>-</b>	<b>-</b>
<b>TOTAL COMPREHENSIVE INCOME</b>	<b>₱762,307,722</b>	<b>₱651,510,170</b>
<b>NET INCOME ATTRIBUTABLE TO:</b>		
Equity holders of the Parent Company	<b>562,100,223</b>	<b>₱624,517,166</b>
Non-controlling interests	<b>200,207,499</b>	<b>26,993,004</b>
	<b>₱762,307,722</b>	<b>₱651,510,170</b>
<b>TOTAL COMPREHENSIVE INCOME ATTRIBUTABLE TO:</b>		
Equity holders of the Parent Company	<b>562,100,223</b>	<b>₱624,517,166</b>
Non-controlling interests	<b>200,207,499</b>	<b>26,993,004</b>
	<b>₱762,307,722</b>	<b>₱651,510,170</b>
<b>EARNINGS PER SHARE</b>		
Basic	<b>₱0.0961</b>	<b>₱0.1791</b>
Diluted	<b>₱0.0951</b>	<b>₱0.1772</b>

*See accompanying Notes to Consolidated Financial Statements.*



**ARTHALAND CORPORATION AND SUBSIDIARIES**

---

**CONSOLIDATED STATEMENTS OF CHANGES IN EQUITY**

**FOR THE PERIOD ENDED JUNE 30, 2023 AND 2022**

	Note	JUNE 30, 2023 (UNAUDITED)	JUNE 30, 2022 (UNAUDITED)
<b>CAPITAL STOCK</b>	16		
Common - at ₱0.18 par value			
Issued and outstanding		<b>₱957,257,136</b>	₱957,257,136
Preferred - at ₱1.00 par value			
Issued and subscribed		<b>48,500,000</b>	48,500,000
Balance at beginning and end of period		<b>1,005,757,136</b>	1,005,757,136
<b>ADDITIONAL PAID-IN CAPITAL</b>	16		
Balance at beginning and end of period		<b>5,973,360,513</b>	5,973,360,513
<b>RETAINED EARNINGS</b>	16		
Balance at beginning of period		<b>4,912,544,253</b>	4,404,555,747
Net income for the period		<b>698,172,058</b>	757,634,386
Dividends declared during the period		<b>(188,455,142)</b>	(188,455,142)
Balance at end of period		<b>5,422,261,169</b>	4,973,734,991
<b>OTHER EQUITY RESERVES</b>	16		
Balance at beginning and end of period		<b>221,696,435</b>	177,630,403
<b>TREASURY STOCK – SERIES B</b>			
<b>PREFERRED SHARES</b>	16	<b>(2,000,000,000)</b>	(2,000,000,000)
<b>PARENT COMPANY'S PREFERRED SHARES HELD BY A SUBSIDIARY - at cost</b>	16	<b>(12,500,000)</b>	(12,500,000)
<b>EQUITY ATTRIBUTABLE TO EQUITY HOLDERS OF THE PARENT COMPANY</b>		<b>₱10,610,575,253</b>	₱10,117,983,043
<b>NON-CONTROLLING INTERESTS</b>	15		
Balance at beginning of period		<b>1,959,452,593</b>	1,503,333,114
Subscription to a subsidiary		<b>1,909,640,700</b>	-
Share in net income during the period		<b>206,215,359</b>	38,700,720
Increase (decrease) in deposits for future stock subscription for the period		<b>(1,714,898,927)</b>	353,028,254
Balance at end of period		<b>2,360,409,725</b>	1,895,062,088
		<b>₱12,970,984,978</b>	₱12,013,045,131

*See accompanying Notes to Consolidated Financial Statements.*



**ARTHALAND CORPORATION AND SUBSIDIARIES**  
**CONSOLIDATED STATEMENTS OF CASH FLOWS**  
**FOR THE PERIOD ENDED JUNE 30, 2023 AND 2022**

		JUNE 30, 2023 (UNAUDITED)	JUNE 30, 2022 (UNAUDITED)
	Note		
<b>CASH FLOWS FROM OPERATING ACTIVITIES</b>			
Income before income tax		P1,200,098,172	P1,067,574,048
Adjustments for:			
Gain on change in FV of investment properties	9	(716,216,644)	(1,144,992,711)
Interest expense	20	508,617,880	176,454,658
Depreciation and amortization	19	31,660,874	17,481,478
Retirement expense	22	13,273,878	14,000,000
Realized holding gains	21	(30,439,161)	(10,516,118)
Interest income	21	(53,025,840)	(4,792,740)
Amortization of initial direct leasing costs		2,141,744	3,295,180
Foreign exchange losses (gains)	21	348,991	(3,214,571)
Unrealized holding gains	21	(23,687,027)	(1,857,259)
Gain on sale of investment property	21	(1,198,576)	-
Loss on sale of property and equipment	21	1,155,355	-
Operating income before working capital changes		932,729,646	113,431,965
Decrease (Increase) in:			
Receivables		40,062,931	(753,045,742)
Contract assets		(592,459,700)	2,308,211,727
Real estate for sale		1,029,385,676	(807,493,334)
Other assets		(163,072,185)	(89,163,825)
Increase (decrease) in:			
Accounts payable and other liabilities		57,184,464	106,967,418
Contract liabilities		89,245,619	(366,030,609)
Net cash provided by operations		1,393,076,451	512,877,600
Interest paid		(494,237,575)	(173,235,709)
Interest received	21	53,025,840	4,792,740
Income taxes paid		(120,899,182)	(139,812,658)
Net cash generated from operating activities		830,965,534	204,621,973
<b>CASH FLOWS FROM INVESTING ACTIVITIES</b>			
Proceeds from disposal of Financial assets at FVPL – net		206,842,173	2,331,695,285
Additions to Property and equipment	10	(19,439,872)	(52,872,866)
Additions to Investment properties		(429,423,864)	(1,722,457)
Net proceeds from sale of interests in subsidiaries		-	224,393,137
Net cash generated from (used in) investing activities		(242,021,563)	2,501,493,099
<b>CASH FLOWS FROM FINANCING ACTIVITIES</b>			
Net proceeds from (payment of) Loans payable		404,145,878	(2,047,491,664)
Payment of dividends		(117,544,251)	(124,053,809)
Deposits for future stock subscription from non-controlling interest		194,741,773	-
Advances from non-controlling interest		-	353,028,254
Net cash generated from (used in) financing activities		481,343,400	(1,818,517,219)
<b>NET EFFECT OF EXCHANGE RATE CHANGES IN CASH AND CASH EQUIVALENTS</b>			
		(348,991)	3,214,571
<b>NET INCREASE (DECREASE) IN CASH &amp; CASH EQUIVALENTS</b>		<b>1,069,938,380</b>	<b>890,812,424</b>
<b>CASH AND CASH EQUIVALENTS AT BEGINNING OF PERIOD</b>		<b>4,796,293,662</b>	<b>1,949,257,156</b>
<b>CASH AND CASH EQUIVALENTS AT END OF PERIOD</b>		<b>P5,866,232,042</b>	<b>P2,840,069,580</b>

See accompanying Notes to Consolidated Financial Statements.



**ARTHALAND CORPORATION AND SUBSIDIARIES**  
**NOTES TO CONSOLIDATED FINANCIAL STATEMENTS**

## **1. GENERAL INFORMATION**

### **Corporate Information**

Arthaland Corporation (the Parent Company or ALCO) was incorporated and registered with the Philippine Securities and Exchange Commission (SEC) on August 10, 1994. ALCO's common shares and Series C and D preferred shares are listed for trading in the Philippine Stock Exchange (PSE). The Parent Company is primarily engaged in real estate development and leasing.

The Parent Company is currently 40.3% owned by CPG Holdings, Inc. (CPG) and 26.0% owned by AO Capital Holdings 1, Inc. (AOCH1), both holding companies incorporated in the Philippines.

In June 2019, the Parent Company made a follow-on offering of 10.0 million cumulative, nonvoting, nonparticipating and nonconvertible Peso-denominated Series C preferred shares at ₱1.00 par value a share at the issuance price of ₱100 a share (see Note 16).

In January 2020, the SEC approved the registration of ALCO's ASEAN Green Bonds and the initial tranche of ₱2.0 billion bonds with an offer subscription of ₱1.0 billion (see Note 13).

In December 2021, the Parent Company made a follow-on offering of 6.0 million cumulative, nonvoting, nonparticipating and nonconvertible Peso-denominated Series D preferred shares at ₱1.00 par value at the issuance price of ₱500 a share (see Note 16). Moreover, the Parent Company redeemed all of the outstanding 20.0 million Series B Preferred Shares equal to its offer price plus any accrued and unpaid cash dividends due as of date.

In May 2022, the Board of Directors of the Parent Company approved the amendment of Article Seventh of the Corporation's Articles of Incorporation by reducing the authorized capital stock by 20.0 million. The amendment is the result of the cancellation of 20.0 million preferred shares given the redemption of Preferred Shares Series B. In March 2023, during the annual stockholders' meeting, ALCO's stockholders representing at least sixty-seven percent (67%) of the Corporation's outstanding common and preferred shares also approved the amendment of Article Seventh of the Articles of Incorporation by reducing the authorized capital stock by 20.0 million.

The registered office and principal place of business of the Parent Company is located at 7/F Arthaland Century Pacific Tower, 5th Avenue corner 30th Street, Bonifacio Global City (BGC), Taguig City.

### **Composition of the Group**

The consolidated financial statements include the Parent Company and the following subsidiaries (collectively referred herein as "the Group"):

Subsidiary	Place of Incorporation	Effective Percentage of Ownership		
		2023	2022	2021
Cazneau, Inc. (Cazneau)	Philippines	100%	100%	100%
Emera Property Management, Inc. (EPMI)	Philippines	100%	100%	100%
Manchesterland Properties, Inc. (MPI)	Philippines	100%	100%	100%
Urban Property Holdings, Inc. (UPHI)	Philippines	100%	100%	100%
Zileya Land Development Corporation (ZLDC)	Philippines	100%	100%	100%
Pradhana Land, Inc. (PLI)	Philippines	100%	100%	100%
Cebu Lavana Land Corp. (CLLC)	Philippines	100%	100%	100%
Bhavana Properties, Inc. (Bhavana)	Philippines	60%	60%	60%



Subsidiary	Place of Incorporation	Effective Percentage of Ownership		
		2023	2022	2021
Bhavya Properties, Inc. (Bhavya)	Philippines	<b>60%</b>	60%	60%
Kashtha Holdings, Inc. (KHI)	Philippines	<b>60%</b>	60%	60%
Savya Land Development Corporation (SLDC)	Philippines	<b>59%*</b>	59%*	59%*

*\*indirectly owned through KHI*

All of the subsidiaries were established to engage primarily either in real estate development or property leasing, except for EPMI which is a property management company and KHI which is an investment holding company.

In March 2018, the Parent Company and Help Holdings Inc. (HHI) (collectively referred to as the Parties) entered into an agreement (the Agreement) to jointly develop the adjacent lots (the Property) of SLDC and Arcosouth Development Inc. (ADI), the subsidiary of HHI, aggregating 5,991 square meters (sqm) located in Arca South, Taguig City. The Parties agreed, among others to merge SLDC and Arcosouth into a single corporation, with SLDC as the surviving entity. The merger of SLDC and Arcosouth was approved by the SEC on August 22, 2019.

Also, in August 2019, ALCO and Mitsubishi Estate Company, Limited (MEC), a corporation duly organized and existing under the laws of Japan, have agreed to invest in, establish and maintain a joint venture company to be owned 60% by ALCO and 40% by MEC which will (i) acquire and, thereafter, own and hold the 50% ownership in SLDC, and (ii) acquire by assignment the shareholder's advances made by ALCO to SLDC. On October 1, 2019, ALCO incorporated KHI as the designated joint venture company.

In 2020, ALCO transferred all of its shares in SLDC, representing 98% ownership over SLDC, to KHI. In June 2020, ALCO sold 5 million common shares in KHI with a total par value of ₱5.0 million, representing 40% ownership over KHI, to MEC for ₱275.0 million. The transfer of KHI's shares decreased the effective ownership of ALCO over SLDC from 98% to 59%.

In 2019, the Parent Company subscribed to 100% shares of Bhavana, Bhavya and PLI. In December 2021, the Parent Company sold, transferred and conveyed 10.0 million common shares each of Bhavana and Bhavya representing 40% ownership and voting rights, as well as the Parent Company's shareholder advances, to Narra Properties Investment PTE. LTD (Narra), a corporation duly organized and existing under the laws of Singapore (see note 15).

In December 2021, the Parent Company purchased 214,351 common shares and 118,982 preferred shares representing 40% of the ownership and voting rights of CLLC for ₱113.2 million from Rock and Salt B.V. (RSBV) resulting to 100% ownership in CLLC (see note 15).

### **Major Projects**

ALCO's first major development project is the Arya Residences Towers 1 and 2 (Arya Residences) located in BGC, Taguig City. Arya Residences is the first top-market residential condominium development in the Philippines to be awarded with Leadership in Energy and Environmental Design™ (LEED™) Gold certification by the US Green Building Council (USGBC) and Building for Ecologically Responsive Design Excellence (BERDE) 4-Star rating by the Philippine Green Building Council (PHILGBC). In 2020, the building earned its Advancing Net Zero 3-Star certification from PHILGBC. The Arya Residences was completed on December 31, 2016.

In 2014, the Parent Company started the construction of Arthaland Century Pacific Tower (ACPT) in BGC, ALCO's flagship office project. ACPT is a 30-storey AAA-grade office building designed by Skidmore, Owings & Merrill (SOM), the same group that penned the One World Trade Center and Burj Khalifa in Dubai. ACPT secured the LEED Platinum and BERDE 5-star certification in 2018. ACPT became



the first office building in the Philippines to secure the dual certification of the highest rating, USGBC's LEED Platinum and PHILGBC's BERDE as 5-star rated. It is registered with the Philippine Economic Zone Authority (PEZA) as an Ecozone Facilities Enterprise (see Note 23) and was completed in the 1st quarter of 2019.

In 2019, the International Finance Corporation, a member of the World Bank Group, recognized ACPT as the world's first net zero certified building under its EDGE green building rating system. This recognition is in addition to its LEED and BERDE certification achieved previously. In 2020 until to-date, ACPT was awarded with the WELL™ Health-Safety Rating seal by the International WELL Building Institute™ (IWBI™) which certifies the building's safe operations even during the global pandemic.

In 2016, CLLC commenced the development of Cebu Exchange Project (Cebu Exchange), a 38-storey office building in Barangay Lahug, Cebu City. The Cebu Exchange was awarded LEED Gold and BERDE 5-Star. In 2020, the project was awarded WELL precertification by IWBI™. The project is on track for its EDGE certification. Besides being designed to be a world-class workplace, Cebu Exchange is envisioned to be a complete ecosystem, with four retail floors for the convenience of its occupants. With a gross floor area of 108,564 sqm, Cebu Exchange boasts of being the largest multi-certified green and healthy building in the country. The construction of Cebu Exchange commenced in the second quarter of 2018 and was substantially completed in 2022.

In 2018, Cazneau started the construction of the first phase of Sevina Park, an integrated community project in an eight-hectare property in Laguna. The initial development called Courtyard Hall, covering the first 4,000 sqm of the property, is a campus-type or dormitory-type residential community (see Note 10). This was completed in June 2019. Also, in June 2019, Cazneau launched the Sevina Park Villas at Sevina Park which cater to students and faculty population, and starter families within the area. The entire project, which will include retail spaces, is expected to be completed in phases from 2022 onwards.

Sevina Park is recognized as the first and only real estate development in the Philippines to have received the LEED Platinum under the LEED for Neighborhood Development (LEED ND) and LEED Platinum under LEED for Homes categories. Likewise, Sevina Park Villas turnover units are on track to EDGE Advanced and the remaining Villa-182 turnover units vying for LEED Gold certification. In 2022, PHILGBC certified the project BERDE 5-Star under its BERDE for District green building rating tool.

In December 2018, ZLDC acquired about 47.4% of a 2,018-sqm property located along Antonio Arnaiz Avenue within the Makati Central Business District. On this site, ZLDC, together with the other party which acquired the remaining 52.6% of the total area of the condominium units are still working on getting the property partitioned to enable the Company to have 100% ownership of approximately 957 sqm of the current lot area. Once the partition is completed, the Company plans to develop a high-rise luxury, sustainable, multi-certified residential property. The project, which is hereinafter referred to as Makati CBD Residential Project 1, is expected to be launched by the fourth quarter of 2024.

In February 2019, SLDC launched the development of Savva Financial Center. This project is composed of two office towers with a gross floor area of 59,763 sqm and located in Arca South, Taguig City. The North and South Tower (of the Savva Financial Tower) is expected to be completed in 2023. Savva's North Tower was launched for pre-selling in February 2019. The project received LEED Gold precertification in 2019 and the WELL precertification in 2021. It is on-track to achieve BERDE 4-star certification and EDGE Zero Carbon certification.

In August 2019, Bhavya started acquiring a prime property located inside the Makati Central Business District. Bhavya intends to develop therein a pioneer residential project which will be a low-density, multi-certified, ultra-luxury development that will offer large, limited edition designer residences.



Once completed, its future residents will enjoy exceptional white glove butler services. This project, which will be called “Eluria”, offers only 37 residential units and will have a total gross floor area of approximately 14,600 sqm and was formally launched in 2022. The project was precertified LEED Gold in 2020 and is on track for its EDGE, WELL, and BERDE certifications. It is expected to be completed by 2025.

In July 2021, Bhavana launched the development of Lucima Residences. The property will be developed into the first and only premiere, multi-certified, sustainable high-rise development located in Cebu Business Park at the Corner of Samar Loop Road and Ayala, Hipodromo, Cebu City. It has a total area of 2,245 sqm and is expected to be developed into approximately 28,000 sqm of GFA and will offer 263 residential units. The project was awarded LEED Gold precertification in 2020 and is on-track to achieve BERDE, EDGE and WELL certifications. It is expected to be completed by the fourth quarter of 2024.

ALCO is negotiating to acquire a property with a gross land area of about 1,000 sqm situated in a prime location along the Makati Central Business District. The property will be developed into a high-rise multi-certified sustainable building catering to the upper-mid to upscale market. The tower will have a gross floor area of about 15,800 sqm and is expected to be launched in the first quarter of 2024.

ALCO is also evaluating the acquisition of a property with a gross land area of about 3,700 sqm located in a prime central business district in Metro Manila. The project will be positioned to cater to the upscale to luxury market and will carry the same sustainability features as with our other ALCO projects. The property will be developed into a two-tower high rise residential condominium with a gross floor area of about 44,000 sqm.

ALCO is also evaluating the acquisition of a 5-hectare property in the middle of the most prime city center area in southern Philippines. The acquisition program is expected to be completed between 2024 to 2028 to manage the funding requirements over time. ALCO plans to develop the property over multiple phases from 2024 to 2033 to provide a steady pipeline of projects which will contribute to the revenues of ALCO over the long-term. It is envisioned to be a sustainable, masterplanned development which will have commercial, residential and retail components.

## **Approval of the Interim Consolidated Financial Statements**

The interim consolidated financial statements of the Group as at and for the six (6) months ended June 30, 2023 were approved and authorized for issue by the Board of Directors (BOD) on August 02, 2023.

## **2. SUMMARY OF SIGNIFICANT ACCOUNTING POLICIES**

### **Basis of Preparation**

The interim consolidated financial statements as of June 30, 2023 and December 31, 2022 and for the six months ended June 30, 2023 and 2022 have been prepared in compliance with Philippine Accounting Standards (PAS) 34, *Interim Financial Reporting*. They do not include all of the information and disclosures required in the annual audited consolidated financial statements and should be read in conjunction with the consolidated financial statements of the Group as at and for the year ended December 31, 2022.

### **Measurement Bases**

The interim consolidated financial statements are presented in Philippine Peso, the Group’s functional and presentation currency. Functional currency is the currency of the primary economic environment in which the Group operates. All values are stated in absolute amounts,



unless otherwise indicated.

The interim consolidated financial statements of the Group have been prepared on a historical cost basis, except for fair value through profit or loss (FVPL) and investment properties that are carried at fair values and net retirement liability which is carried at the present value of the defined benefit obligation at the end of the reporting period. Historical cost is generally based on the fair value of the consideration given in exchange for assets and fair value consideration received in exchange for incurring liability.

Fair value is the price that would be received to sell an asset or paid to transfer a liability in an orderly transaction between market participants at the measurement date. The fair value measurement is based on the presumption that the transaction to sell the asset or transfer or the liability takes place either:

- in the principal market for the asset or liability; or
- in the absence of a principal market, in the most advantageous market for the asset or liability.

The principal or the most advantageous market must be accessible by the Group.

The fair value of an asset or a liability is measured using the assumptions that market participants would use when pricing the asset or liability, assuming that market participants act in their economic best interest.

A fair value measurement of a non-financial asset takes into account a market participant's ability to generate economic benefits by using the asset in its highest and best use or by selling it to another market participant that would use the asset in its highest and best use.

When measuring the fair value of an asset or a liability, the Group uses market observable data to the extent possible. If the fair value of an asset or a liability is not directly observable, it is estimated by the Group (working closely with external qualified valuers) using valuation techniques that maximize the use of relevant observable inputs and minimize the use of unobservable inputs (e.g. by use of the market comparable approach that reflects recent transaction prices for similar items, discounted cash flow analysis, or option pricing models refined to reflect the issuer's specific circumstances). Inputs used are consistent with the characteristics of the asset or liability that market participants would take into account.

Further information about assumptions made in measuring fair values is included in the following:

- Note 3 - Significant Accounting Judgments, Estimates and Assumptions
- Note 5 - Financial Assets at FVPL
- Note 9 - Investment Properties
- Note 27 - Fair Value Measurement

Fair values are categorized into different levels in a fair value hierarchy based on the degree to which the inputs to the measurement are observable and the significance of the inputs to the fair value measurement in its entirety:

- Level 1 fair value measurements are those derived from quoted prices (unadjusted) in active markets for identical assets or liabilities.
- Level 2 fair value measurements are those derived from inputs other than quoted prices



included within Level 1 that are observable for the asset or liability, either directly (i.e. as prices) or indirectly (i.e. derived from prices).

- Level 3 fair value measurements are those derived from valuation techniques that include inputs for the asset or liability that are not based on observable market data (unobservable inputs).

Transfers between levels of the fair value hierarchy are recognized by the Group at the end of the reporting period during which the change occurred.

#### **Adoption of Amendments to PFRS**

The accounting policies adopted are consistent with those of the previous financial year, except for the adoption of the following amendments to PFRS which the Group adopted effective for annual periods beginning on or after January 1, 2022:

- Amendments to PFRS 3, *Business Combinations - Reference to Conceptual Framework* – The amendments replaced the reference of PFRS 3 from the 1989 Framework to the current 2018 Conceptual Framework. The amendments include an exception that specifies that, for some types of liabilities and contingent liabilities, an entity applying PFRS 3 should refer to PAS 37, *Provisions, Contingent Liabilities and Contingent Assets*, or IFRIC 21, *Levies*, instead of the Conceptual Framework. The requirement ensures that the liabilities recognized in a business combination will remain the same as those recognized applying the current requirements in PFRS 3. The amendments also clarify that an acquirer shall not recognize contingent assets acquired in a business combination.
- Amendments to PAS 16, *Property, Plant and Equipment - Proceeds Before Intended Use* – The amendments prohibit deducting from the cost of property, plant and equipment any proceeds from selling items produced while bringing that asset to the location and condition necessary for its intended use. Instead, the proceeds and related costs from such items shall be recognized in profit or loss. There is no transition relief for first-time adopters.
- Amendments to PAS 37, *Onerous Contracts - Cost of Fulfilling a Contract* – The amendments specify which costs shall be included when assessing whether a contract is onerous or loss-making. The ‘costs of fulfilling’ a contract comprise the ‘costs that relate directly to the contract’. These costs can either be incremental (e.g., the costs of direct labor and materials) or can be an allocation of costs directly related to fulfilling a contract (e.g., depreciation of fixed assets). At the date of initial application, the cumulative effect of applying the amendments is recognized as an opening balance adjustment to retained earnings or other component of equity, as applicable. Accordingly, the comparatives are not restated.
- Annual Improvements to PFRS 2018 to 2020 Cycle:
  - Amendment to PFRS 9, *Financial Instruments - Fees in the ‘10 per cent’ Test for Derecognition of Financial Liabilities* – The amendment clarifies which fees an entity shall include when it applies the ‘10 per cent’ test in assessing whether to derecognize a financial liability (i.e. whether the terms of a new or modified financial liability is substantially different from the terms of the original financial liability). These fees include only those paid or received between the borrower and the lender, including fees paid or received by either the borrower or the lender on the other’s behalf. The amendment applies to financial liabilities that are modified or exchanged on or after the beginning of the annual reporting period in which the entity first applied the amendment.



Under prevailing circumstances, the adoption of the foregoing did not have any material effect on the consolidated financial statements. Additional disclosures were included in the notes to consolidated financial statements, as applicable.

**Amended PFRS and PIC Issuances in Issue But Not Yet Effective or Adopted**

Relevant amended PFRS and PIC issuances, which are not yet effective as at December 31, 2022 and have not been applied in preparing the consolidated financial statements, are summarized below.

Effective for annual periods beginning on or after January 1, 2023:

- Amendments to PAS 1, *Presentation of Financial Statements*, and PFRS Practice Statement 2, *Making Materiality Judgments - Disclosure Initiative - Accounting Policies* – The amendments require an entity to disclose its material accounting policies, instead of its significant accounting policies and provide guidance on how an entity applies the concept of materiality in making decisions about accounting policy disclosures. In assessing the materiality of accounting policy information, entities need to consider both the size of the transactions, other events or conditions and its nature. The amendments clarify (1) that accounting policy information may be material because of its nature, even if the related amounts are immaterial, (2) that accounting policy information is material if users of an entity's financial statements would need it to understand other material information in the financial statements, and (3) if an entity discloses immaterial accounting policy information, such information should not obscure material accounting policy information. In addition, PFRS Practice Statement 2 is amended by adding guidance and examples to explain and demonstrate the application of the 'four-step materiality process' to accounting policy information. The amendments should be applied prospectively. Earlier application is permitted.
- Amendments to PAS 8, *Accounting Policies, Changes in Accounting Estimates and Errors - Definition of Accounting Estimates* – The amendments clarify the distinction between changes in accounting estimates and changes in accounting policies, and the correction of errors. Under the new definition, accounting estimates are "monetary amounts in financial statements that are subject to measurement uncertainty". An entity develops an accounting estimate if an accounting policy requires an item in the financial statements to be measured in a way that involves measurement uncertainty. The amendments clarify that a change in accounting estimate that results from new information or new developments is not a correction of an error, and that the effects of a change in an input or a measurement technique used to develop an accounting estimate are changes in accounting estimates if they do not result from the correction of prior period errors. A change in an accounting estimate may affect only the profit or loss in the current period, or the profit or loss of both the current and future periods. Earlier application is permitted.
- Amendments to PAS 12, *Income Taxes - Deferred Tax Related Assets and Liabilities from a Single Transaction* – The amendments require companies to recognize deferred tax on transactions that, on initial recognition, give rise to equal amounts of taxable and deductible temporary differences. The amendments should be applied on a modified retrospective basis. Earlier application is permitted.

Effective for annual periods beginning on or after January 1, 2024:

- Amendments to PAS 1, *Presentation of Financial Statements - Classification of Liabilities as Current or Noncurrent* – The amendments clarify the requirements for an entity to have the right to defer settlement of the liability for at least 12 months after the reporting period. The amendments also specify and clarify the following: (i) an entity's right to defer settlement must exist at the end of the reporting period, (ii) the classification is unaffected by management's intentions or



expectations about whether the entity will exercise its right to defer settlement, (iii) how lending conditions affect classification, and (iv) requirements for classifying liabilities where an entity will or may settle by issuing its own equity instruments.

The amendments must be applied retrospectively. Earlier application is permitted. If applied in earlier period, the Group shall also apply Amendments to PAS 1 - *Noncurrent Liabilities with Covenants* for that period.

- Amendments to PAS 1, *Noncurrent Liabilities with Covenants* – The amendments clarified that covenants to be complied with after the reporting date do not affect the classification of debt as current or noncurrent at the reporting date. Instead, the amendments require the entity to disclose information about these covenants in the notes to the financial statements. The amendments must be applied retrospectively. Earlier application is permitted. If applied in earlier period, the Company shall also apply Amendments to PAS 1 - *Classification of Liabilities as Current or Noncurrent* for that period.
- *IFRIC Agenda Decision Over Time Transfer of Constructed Goods (PAS 23, Borrowing Costs) for the Real Estate Industry* – In March 2019, IFRIC published an Agenda Decision on whether borrowing costs can be capitalized on real estate inventories that are under construction and for which the related revenue is/will be recognized over time under paragraph 35(c) of International Financial Reporting Standards 15 (PFRS 15). IFRIC concluded that borrowing costs cannot be capitalized for such real estate inventories as they do not meet the definition of qualifying asset under PAS 23 considering that these inventories are ready for their intended sale in their current condition.

On December 15, 2020, the SEC issued SEC MC No. 34, Series of 2020, which extended the relief on the application of the IFRIC Agenda Decision provided to the real estate industry until December 31, 2023.

The Group availed of the SEC relief with respect to accounting for borrowing costs. Had the Group opted to adopt in full the guidance provided in the IFRIC Agenda Decision on over time transfer of constructed goods, borrowing costs would have been recognized as expense when incurred.

- PIC Q&A 2018-12-D, *PFRS 15, Implementing Issues Affecting the Real Estate Industry (as amended by PIC Q&A 2020-4)* – On December 15, 2020, the SEC issued SEC MC No. 34-2020 which provided relief to the real estate industry by deferring the application of “assessing if the transaction price includes a significant financing component as discussed in PIC Q&A 2018-12-D (with an addendum in PIC Q&A 2020-04)” until December 31, 2023.

The Group availed of the SEC relief with respect to accounting for significant financing component. Had the Group opted to adopt PIC Q&A 2018-12-D as amended by PIC Q&A 2020-4, the Group may have to recognize interest expense (income) if the buyers’ payments are higher (lower) than the POC rate.

- PIC Q&A 2018-12-E, *Treatment of Land in the Determination of the POC* – The PIC Q&A clarified that the cost of the land should be excluded in measuring the POC of performance obligation and should be accounted for as fulfillment cost.

On December 15, 2020, the SEC issued SEC MC No. 34-2020 which provided relief to the real estate industry by deferring the application of “exclusion of land in calculation of POC as discussed in PIC Q&A 2018-12-E” until December 31, 2023.



The Group availed of the SEC relief with respect to accounting treatment of land in the determination of the POC. Had the Group opted to adopt PIC Q&A 2018-12-E, there would have been a decrease in revenue from real estate sales because of a lower POC rate.

Deferred effectivity -

- Amendments to PFRS 10, *Consolidated Financial Statements*, and PAS 28 - *Sale or Contribution of Assets Between an Investor and its Associate or Joint Venture* – The amendments address a conflicting provision under the two standards. It clarifies that a gain or loss shall be recognized fully when the transaction involves a business, and partially if it involves assets that do not constitute a business. The effective date of the amendments, initially set for annual periods beginning on or after January 1, 2016, was deferred indefinitely in December 2015 but earlier application is still permitted.

Under prevailing circumstances, the adoption of the foregoing amendments to PFRS and PIC issuances, except for the potential impact of accounting for borrowing costs, the assessment if the transaction price includes a significant financing component and the exclusion of land in the calculation of POC, is not expected to have any material effect on the consolidated financial statements of the Group. Additional disclosures will be included in the consolidated financial statements, as applicable.

### **Basis of Consolidation**

*Subsidiaries.* Subsidiaries are entities controlled by the Parent Company. Control is achieved when the Parent Company is exposed, or has rights, to variable returns from its involvement with the investee and has the ability to affect those returns through its power over the investee. Specifically, the Parent Company controls an investee if and only if the Parent Company has:

- power over investee;
- exposure, or rights, to variable returns from its involvement with the investee; and
- the ability to use its power over the investee affect its returns.

Subsidiaries are consolidated from the date of acquisition or incorporation, being the date on which the Parent Company obtains control, and continue to be consolidated until the date such control ceases.

The financial statements of the subsidiaries are prepared using the same reporting period of the Parent Company. Consolidated financial statements are prepared using uniform accounting policies for like transactions and other events in similar circumstances. Intercompany balances and transactions, including intercompany profits and unrealized profits and losses, are eliminated in full.

A change in ownership interest of a subsidiary, without a change of control, is accounted for as an equity transaction. Upon the loss of control, the Group derecognizes the assets and liabilities of the subsidiary, any non-controlling interests and the other components of equity related to the subsidiary. Any surplus or deficit arising from the loss of control is recognized in profit or loss. If the Group retains interest in the previous subsidiary, then such interest is measured at fair value at the date control is lost. Subsequently, it is accounted for as an equity-accounted investee or as financial assets at fair value through other comprehensive income (FVOCI) depending on the level of influence retained.

Non-controlling interest represents the portion of profit or loss and net assets not held by the Parent Company and is presented separately in the Group's consolidated statements of comprehensive income and within equity in the Group's consolidated statements of financial position, separate from equity attributable to equity holders of the Parent Company, respectively.



## **Financial Assets and Liabilities**

*Date of Recognition.* The Group recognizes a financial asset or a financial liability in the consolidated statements of financial position when it becomes a party to the contractual provisions of a financial instrument. In the case of a regular way purchase or sale of financial assets, recognition and derecognition, as applicable, is done using settlement date accounting.

*Initial Recognition and Measurement.* Financial instruments are recognized initially at fair value, which is the fair value of the consideration given (in case of an asset) or received (in case of a liability). The initial measurement of financial instruments, except for those designated at FVPL, includes transaction costs.

*“Day 1” Difference.* Where the transaction in a non-active market is different from the fair value of other observable current market transactions in the same instrument or based on a valuation technique whose variables include only data from observable market, the Group recognizes the difference between the transaction price and fair value (a “Day 1” difference) in profit or loss.

In cases where there is no observable data on inception, the Group deems the transaction price as the best estimate of fair value and recognizes “Day 1” difference in profit or loss when the inputs become observable or when the instrument is derecognized. For each transaction, the Group determines the appropriate method of recognizing the “Day 1” difference.

*Classification.* The Group classifies its financial assets at initial recognition under the following categories: (a) financial assets at FVPL, (b) financial assets at amortized cost and (c) financial assets at FVOCI. Financial liabilities, on the other hand, are classified as either financial liabilities at FVPL or financial liabilities at amortized cost. The classification of a financial instrument largely depends on the Group’s business model and its contractual cash flow characteristics.

As at June 30, 2023 and December 31, 2022, the Group does not have financial assets at FVOCI and financial liabilities at FVPL.

*Financial Assets at FVPL.* Financial assets at FVPL are either classified as held for trading or designated at FVPL. A financial instrument is classified as held for trading if it meets either of the following conditions:

- it is acquired or incurred principally for the purpose of selling or repurchasing it in the near term;
- on initial recognition, it is part of a portfolio of identified financial instruments that are managed together and for which there is evidence of a recent actual pattern of short-term profit-taking; or
- it is a derivative (except for a derivative that is a financial guarantee contract or a designated and effective hedging instrument).

This category includes equity instruments which the Group had not irrevocably elected to classify at FVOCI at initial recognition. This category includes debt instruments whose cash flows are not “solely for payment of principal and interest” assessed at initial recognition of the assets, or which are not held within a business model whose objective is either to collect contractual cash flows, or to both collect contractual cash flows and sell.

The Group may, at initial recognition, designate a financial asset meeting the criteria to be classified at amortized cost or at FVOCI, as a financial asset at FVPL, if doing so eliminates or significantly reduces accounting mismatch that would arise from measuring these assets.

After initial recognition, financial assets at FVPL are subsequently measured at fair value. Unrealized gains or losses arising from the fair valuation of financial assets at FVPL are recognized in profit or loss.



As at June 30, 2023 and December 31, 2022, the Group classified its investments in money market fund under this category (see Note 5).

*Financial Assets at Amortized Cost.* Financial assets shall be measured at amortized cost if both of the following conditions are met:

- the financial asset is held within a business model whose objective is to hold financial assets in order to collect contractual cash flows; and
- the contractual terms of the financial asset give rise, on specified dates, to cash flows that are solely payments of principal and interest on the principal amount outstanding.

After initial recognition, financial assets at amortized cost are subsequently measured at amortized cost using the effective interest method, less allowance for impairment, if any. Amortized cost is calculated by taking into account any discount or premium on acquisition and fees that are an integral part of the effective interest rate. Gains and losses are recognized in profit or loss when the financial assets are derecognized and through amortization process. Financial assets at amortized cost are included under current assets if realizability or collectability is within 12 months after the reporting period. Otherwise, these are classified as noncurrent assets.

As at June 30, 2023 and December 31, 2022, the Group's contract assets, cash in banks, cash equivalents, receivables (excluding accrued rent under straight-line basis of accounting), amounts held in escrow, and deposits are classified under this category (see Notes 4, 6, 7, and 11).

Cash in banks are demand deposits with banks and earn interest at prevailing bank deposit rates. Meanwhile, cash equivalents are short-term highly liquid investments that are readily convertible into known amounts of cash, which are subject to an insignificant risk of changes in value and which have a maturity of three (3) months or less at acquisition.

*Financial Liabilities at Amortized Cost.* Financial liabilities are categorized as financial liabilities at amortized cost when the substance of the contractual arrangement results in the Group having an obligation either to deliver cash or another financial asset to the holder, or to settle the obligation other than by the exchange of a fixed amount of cash or another financial asset for a fixed number of its own equity instruments.

These financial liabilities are initially recognized at fair value less any directly attributable transaction costs. After initial recognition, these financial liabilities are subsequently measured at amortized cost using the effective interest method. Amortized cost is calculated by taking into account any discount or premium on the issue and fees that are an integral part of the effective interest rate. Gains and losses are recognized in profit or loss when the liabilities are derecognized or through the amortization process.

As at June 30, 2023 and December 31, 2022, the Group's loans and bonds payable, accounts payable and other liabilities (excluding statutory payables, payable to buyers and advance rent), contract liabilities and advances from non-controlling interests are classified under this category (see Notes 7, 12, 13, 14, 15 and 27).

### **Reclassification**

The Group reclassifies its financial assets when, and only when, it changes its business model for managing those financial assets. The reclassification is applied prospectively from the first day of the first reporting period following the change in the business model (reclassification date).

For a financial asset reclassified out of the financial assets at amortized cost category to financial assets at FVPL, any gain or loss arising from the difference between the previous amortized cost of the financial asset and fair value is recognized in profit or loss.



For a financial asset reclassified out of the financial assets at amortized cost category to financial assets at FVOCI, any gain or loss arising from a difference between the previous amortized cost of the financial asset and fair value is recognized in other comprehensive income (OCI).

For a financial asset reclassified out of the financial assets at FVPL category to financial assets at amortized cost, its fair value at the reclassification date becomes its new gross carrying amount.

For a financial asset reclassified out of the financial assets at FVPL category to financial assets at FVOCI, its fair value at the reclassification date becomes its new gross carrying amount. Meanwhile, for a financial asset reclassified out of the financial assets at FVOCI category to financial assets at FVPL, the cumulative gain or loss previously recognized in OCI is reclassified from equity to profit or loss as a reclassification adjustment at the reclassification date.

### **Impairment of Financial Assets at Amortized Cost**

The Group records an allowance for expected credit loss (ECL). ECL is based on the difference between the contractual cash flows due in accordance with the contract and all the cash flows that the Group expects to receive. The difference is then discounted at an approximation to the asset's original effective interest rate.

For trade receivables and contract assets, the Group has applied the simplified approach and has calculated ECL based on the lifetime ECL. The Group has established a provision matrix that is based on its historical credit loss experience, adjusted for forward-looking factors specific to the debtors and the economic environment.

For other financial assets measured at amortized cost, the ECL is based on the 12-month ECL, which pertains to the portion of lifetime ECL that result from default events on a financial instrument that are possible within 12 months after the reporting date. However, when there has been a significant increase in credit risk since initial recognition, the allowance will be based on the lifetime ECL. When determining whether the credit risk of a financial asset has increased significantly since initial recognition, the Group compares the risk of a default occurring on the financial instrument as at the reporting date with the risk of a default occurring on the financial instrument as at the date of initial recognition and consider reasonable and supportable information, that is available without undue cost or effort, that is indicative of significant increases in credit risk since initial recognition.

### **Derecognition of Financial Assets and Liabilities**

*Financial Assets.* A financial asset (or where applicable, a part of a financial asset or part of a group of similar financial assets) is derecognized when:

- the right to receive cash flows from the asset has expired;
- the Group retains the right to receive cash flows from the financial asset, but has assumed an obligation to pay them in full without material delay to a third party under a "pass-through" arrangement; or
- the Group has transferred its right to receive cash flows from the financial asset and either (a) has transferred substantially all the risks and rewards of the asset, or (b) has neither transferred nor retained substantially all the risks and rewards of the asset, but has transferred control of the asset.

When the Group has transferred its right to receive cash flows from a financial asset or has entered into a pass-through arrangement and has neither transferred nor retained substantially all the risks and rewards of ownership of the financial asset nor transferred control of the financial asset, the financial asset is recognized to the extent of the Group's continuing involvement in the financial asset. Continuing involvement that takes the form of a guarantee over the transferred financial asset is



measured at the lower of the original carrying amount of the financial asset and the maximum amount of consideration that the Group could be required to repay.

*Financial Liabilities.* A financial liability is derecognized when the obligation under the liability is discharged, cancelled or has expired. When an existing financial liability is replaced by another from the same lender on substantially different terms, or the terms of an existing liability are substantially modified, such an exchange or modification is treated as a derecognition of the original liability and the recognition of a new liability, and the difference in the respective carrying amounts is recognized in the consolidated statements of comprehensive income.

A modification is considered substantial if the present value of the cash flows under the new terms, including net fees paid or received and discounted using the original effective interest rate, is different by at least 10% from the discounted present value of remaining cash flows of the original liability.

The fair value of the modified financial liability is determined based on its expected cash flows, discounted using the interest rate at which the Group could raise debt with similar terms and conditions in the market. The difference between the carrying amount of the original liability and fair value of the new liability is recognized in the consolidated statements of comprehensive income.

On the other hand, if the difference does not meet the 10% threshold, the original debt is not extinguished but merely modified. In such case, the carrying amount is adjusted by the costs or fees paid or received in the restructuring.

#### **Offsetting of Financial Assets and Liabilities**

Financial assets and financial liabilities are offset and the net amount reported in the consolidated statements of financial position if, and only if, there is a currently enforceable legal right to offset the recognized amounts and there is intention to settle on a net basis, or to realize the asset and settle the liability simultaneously. This is not generally the case with master netting agreements, and the related assets and liabilities are presented gross in the consolidated statements of financial position.

#### **Classification of Financial Instrument between Liability and Equity**

A financial instrument is classified as liability if it provides for a contractual obligation to:

- Deliver cash or another financial asset to another entity;
- Exchange financial assets or financial liabilities with another entity under conditions that are potentially unfavorable to the Group; or
- Satisfy the obligation other than by the exchange of a fixed amount of cash or another financial asset for a fixed number of own equity shares.

If the Group does not have an unconditional right to avoid delivering cash or another financial asset to settle its contractual obligation, the obligation meets the definition of a financial liability.

#### **Classification of Assets and Liabilities between Current and Noncurrent**

The Group presents current and noncurrent assets, and current and noncurrent liabilities, as separate classifications in the notes to consolidated financial statements (See Note 28).

*Current Assets.* The Group classifies an asset as current when:

- It expects to realize the asset, or intends to sell or consume it, in its normal operating cycle;
- It holds the asset primarily for the purpose of trading;
- It expects to realize the asset within 12 months after the reporting period; or



- The asset is cash or a cash equivalent unless the asset is restricted from being exchanged or used to settle a liability for at least 12 months after the reporting period.

Otherwise, the Group will classify all other assets as noncurrent.

*Current Liabilities.* The Group classifies a liability as current when:

- It expects to settle the liability in its normal operating cycle;
- It holds the liability primarily for the purpose of trading;
- The liability is due to be settled within 12 months after the reporting period; or
- It does not have an unconditional right to defer settlement of the liability for at least 12 months after the reporting period. Terms of a liability that could, at the option of the counterparty, result in its settlement by the issue of equity instruments do not affect its classification.

Otherwise, the Group will classify all other liabilities as noncurrent.

#### **Cost to Obtain a Contract with a Customer**

The Group recognizes an asset for the incremental cost of obtaining a contract with a customer if the Group expects to recover those costs. Otherwise, those costs are recognized as expense when incurred. The incremental costs of obtaining a contract are those costs that the Group incurs to obtain a contract such as, but not limited to, sales commissions paid to sales agents and nonrefundable direct taxes incurred in obtaining a contract.

#### **Contract Balances**

*Contract Assets.* A contract asset represents the Group's right to a consideration in exchange for goods or services that the Group has transferred to a customer when that right is conditioned on something other than a passage of time. If the Group transferred goods or services to a customer before the customer pays consideration or before payment is due, a contract asset is recognized for that earned consideration that is conditional. Contract assets are reclassified to receivables from sale of real estate upon completion of the performance obligation. Contract assets pertain to unbilled receivables from sale of office units which is computed based on POC.

*Receivables from Sale of Real Estate.* A receivable from sale of real estate represents the Group's right to a consideration that is unconditional. A right to a consideration is unconditional if only the passage of time is required before payment of that consideration is due.

*Contract Liabilities.* A contract liability represents the Group's obligation to transfer goods to a customer for which the Group has received a consideration from the customer. If a customer pays a consideration before the Group transfers goods to the customer, a contract liability is recognized when the payment is made or the payment is due, whichever is earlier. Contract liabilities are recognized as revenue when the Group performs under the contract.

#### **Debt Issue Costs**

Debt issue costs are considered as an adjustment to the effective yield of the related debt and are deferred and amortized using the effective interest rate method. When a loan is paid, the related unamortized debt issue costs at the date of repayment are recognized in profit or loss.

#### **Real Estate for Sale**

Property acquired or being constructed for sale in the ordinary course of business, rather than to be held for rental or capital appreciation, is held as inventory and is measured at the lower of cost and net realizable value (NRV).



Cost includes acquisition cost plus any other directly attributable costs of developing the asset to its saleable condition and costs of improving the properties up to the reporting date. Directly attributable costs include amounts paid to contractors, borrowing costs, planning and designing costs, costs of site preparation and construction overheads.

NRV is the estimated selling price in the ordinary course of the business, based on market prices at the reporting date and discounted for the time value of money if material, less estimated costs to complete and the estimated costs to sell. NRV in respect of land under development is assessed with reference to market prices at the reporting date for similar completed property, less estimated costs to complete the construction and less an estimate of the time value of money to the date of completion.

### **Borrowing Costs**

Borrowing costs directly attributable to the acquisition or construction of an asset that necessarily takes a substantial period of time to get ready for its intended use or sale are capitalized as part of the cost of the respective assets. All other borrowing costs are expensed in the period they occur. Borrowing costs consist of interest and other costs that an entity incurs in connection with the borrowing of funds.

The interest capitalized is calculated using the Group's weighted average cost of borrowings after adjusting for borrowings associated with specific developments. When borrowings are associated with specific developments, the amounts capitalized is the gross interest incurred on those borrowings less any investment income arising on their temporary investment. Interest is capitalized from the commencement of the development work until the date of practical completion. The capitalization of finance costs is suspended if there are prolonged periods when development activity is interrupted. Interest is also capitalized on the purchase cost of a site of property acquired specifically for redevelopment, but only where activities necessary to prepare the asset for redevelopment are in progress.

### **Investment Properties**

Investment properties are properties held either to earn rental income or for capital appreciation or both, but not for sale in the ordinary course of business or for administrative purposes.

The Group uses fair value model for the accounting of its investment properties. Under this method, investment properties are initially measured at cost but are subsequently remeasured at fair value at each reporting date, which reflects market conditions at the reporting date. Cost comprises the purchase price and any directly attributable costs in developing and improving the properties. Cost also includes the cost of replacing part of an existing investment property at the time that cost is incurred if the recognition criteria are met. The fair value of investment properties is determined using market data approach, income approach and cost approach by an independent real estate appraiser. Gains or losses arising from changes in the fair values of investment properties are included in profit or loss in the period in which they arise, including the corresponding tax effect. For the purposes of these consolidated financial statements, in order to avoid double counting, the fair value reported in the consolidated financial statements is reduced by the carrying amount of any accrued income resulting from the spreading of lease incentives and minimum lease payments.

Transfers are made to investment property when, and only when, there is a change in use, evidenced by the ending of owner-occupation, commencement of an operating lease to another party or ending of the construction or development. Transfers are made from investment property when, and only when, there is a change in use, evidenced by the commencement of owner occupation or commencement of development with a view to sell.



Investment properties are derecognized when either those have been disposed of or when the investment property is permanently withdrawn from use and no future economic benefit is expected from its disposal. Any gain or loss on the retirement or disposal of an investment property is recognized in the consolidated statements of comprehensive income in the year of retirement or disposal.

### **Property and Equipment**

Property and equipment are carried at cost less accumulated depreciation and amortization and any impairment losses.

The initial cost of property and equipment consists of the purchase price, including import duties, borrowing costs (during the construction period) and other costs directly attributable to bring the asset to its working condition and location for its intended use. Cost also includes the cost of replacing parts of such property and equipment when the recognition criteria are met and the present value of the estimated cost of dismantling and removing the asset and restoring the site where the asset is located.

Expenditures incurred after the property and equipment have been put into operation, such as repairs, maintenance and overhaul costs, are normally charged to operations in the year the costs are incurred. In situations where it can be clearly demonstrated that the expenditures have resulted in an increase in the future economic benefits expected to be obtained from the use of an item of property and equipment beyond its originally assessed standard of performance, the expenditures are capitalized as additional costs of property and equipment.

Depreciation and amortization is calculated on a straight-line basis over the following estimated useful lives of the property and equipment:

Asset Type	Number of Years
Building and building improvements	50
Transportation and other equipment	3 to 5
Office equipment	3 to 5
Furniture and fixtures	3
Leasehold improvements	3 to 5 or lease term, whichever is shorter

The estimated useful lives and depreciation and amortization method are reviewed periodically to ensure that the periods and method of depreciation and amortization are consistent with the expected pattern of economic benefits from items of property and equipment.

Fully depreciated assets are retained in the account until they are no longer in use and no further charge for depreciation is made in respect to those assets.

Construction in progress is stated at cost. This includes cost of construction and other direct costs. Construction in progress is not depreciated until such time that the relevant assets are completed and available for operational use.

An item of property and equipment is derecognized upon disposal or when no future economic benefits are expected from its use or disposal. Any gain or loss arising on derecognition of the asset (calculated as the difference between the net disposal proceeds and the carrying amount of the asset) is included in profit or loss in the year the asset is derecognized.

### **Other Assets**

Other assets include input value-added tax (VAT), advances for project development, creditable withholding taxes (CWT), advances for asset purchase, amounts held in escrow (classified as financial



assets), prepayments, deposits (classified as financial assets), deferred input VAT, and materials and supplies.

*VAT.* Revenues, expenses and assets are recognized net of the amount of VAT except:

- where VAT incurred on a purchase of assets or services is not recoverable from the taxation authority, in which case the VAT is recognized as part of the cost of acquisition of the asset or as part of the expense item as applicable; and
- where receivables and payables that are stated with the amount of VAT included.

The net amount of VAT recoverable from, or payable to, the tax authority is included as part of “Other assets” or “Accounts payable and other liabilities” accounts, respectively, in the consolidated statements of financial position.

*Creditable Withholding Taxes (CWT).* CWT represents the amount withheld by the Group’s customers in relation to its income. CWT can be utilized as payment for income taxes provided that these are properly supported by certificates of creditable tax withheld at source subject to the rules on Philippine income taxation.

*Advances for Project Development.* Advances for project development are recognized whenever the Group pays in advance for its purchase of goods or services. These are measured at transaction price less impairment in value, if any.

*Prepayments.* Prepayments are expenses paid in advance and recorded as assets before these are utilized. Prepayments are apportioned over the period covered by the payment and charged to profit or loss when incurred. Prepayments that are expected to be realized for no more than 12 months after the reporting period are classified as current assets. Otherwise, these are classified as noncurrent assets.

*Deferred Input VAT.* In accordance with the Revenue Regulation (RR) No. 16-2005, input VAT on purchases or imports of the Group of capital goods (depreciable assets for income tax purposes) with an aggregate acquisition cost (exclusive of VAT) in each of the calendar month exceeding ₱1.0 million are claimed as credit against output VAT over 60 months or the estimated useful lives of capital goods, whichever is shorter. Deferred input VAT represents the unamortized amount of input VAT on capital goods. Deferred input VAT that are expected to be claimed against output VAT for no more than 12 months after the financial reporting period are classified as current assets. Otherwise, these are classified as noncurrent assets.

Where the aggregate acquisition cost (exclusive of VAT) of the existing or finished depreciable capital goods purchased or imported during any calendar month does not exceed ₱1.0 million, the total input VAT will be allowable as credit against output VAT in the month of acquisition.

*Software and Licenses.* Software and licenses are stated at cost less accumulated amortization and any impairment losses. Software and licenses are being amortized on a straight-line basis over ten (10) years and amortization is recognized in profit or loss. Amortization period and amortization method is reviewed at each reporting date. Any change in the useful life of the asset or the expected pattern of consumption of the future economic benefits embodied in the asset is recognized prospectively.

*Materials and Supplies.* The Group recorded as assets several excess construction materials and supplies from the completed construction of its projects. Materials and supplies are stated at lower of cost and NRV.



*Advances for Asset Purchase.* Advances for asset purchase are recognized whenever the Group pays in advance for land. These are measured at transaction price less impairment in value, if any.

#### **Impairment of Nonfinancial Assets**

The carrying amounts of the Group's nonfinancial assets are reviewed at each reporting date to determine whether there is any indication of impairment. If any such indication exists then the asset's net recoverable amount is estimated.

Any impairment loss is recognized if the carrying amount of an asset or its cash-generating unit (CGU) exceeds its net recoverable amount. A CGU is the smallest identifiable asset group that generates cash flows that are largely independent from other assets of the Group. Impairment losses are recognized in profit or loss in the period incurred.

The net recoverable amount of an asset is the greater of its value in use or its fair value less costs to sell. Value in use is the present value of future cash flows expected to be derived from an asset while fair value less cost to sell is the amount obtainable from the sale of an asset in an arm's length transaction between knowledgeable and willing parties less costs of disposal. In assessing value in use, the estimated future cash flows are discounted to their present values using a pre-tax discount rate that reflects current market assessments of the time value of money and the risks specific to the asset.

Impairment losses recognized in prior periods are assessed at each reporting date for any indications that the loss has decreased or no longer exists. An impairment loss is reversed if there has been a change in the estimates used to determine the recoverable amount. An impairment loss is reversed only to the extent that the asset's carrying amount does not exceed the carrying amount that would have been determined, net of depreciation or amortization, if no impairment loss has been recognized.

#### **Payable to Customers**

Payable to customers consist of amounts received by the Group from its tenants as reservation fee for lease or downpayments received from prospective buyers. These are recorded at face amount in the consolidated statements of financial position. These will be applied as security deposits upon execution of the lease contracts or against the total contract price of the real estate sale upon execution of contract to sell.

#### **Advance Rent**

Advance rent are initially recognized at the value of cash received, and will generally be applied as lease payments to the immediately succeeding months or in the last three (3) months of the lease term.

#### **Capital Stock**

*Preferred Stock.* The Group's preferred stocks are cumulative, nonvoting, nonparticipating and nonconvertible. Preferred stock is classified as equity if this is nonredeemable, or redeemable only at the Group's option, and any dividends thereon are discretionary. Dividends thereon are recognized as distributions within equity upon approval by the BOD of the Parent Company.

Preferred stock is classified as a liability if this is redeemable on a specific date or at the option of the shareholders, or if dividend payments are not discretionary. Dividends thereon are recognized as interest expense in profit or loss as accrued.

*Common Stock.* Common stock is measured at par value for all shares issued.



**Additional Paid-in Capital**

Additional paid-in capital is the proceeds and/or fair value of considerations received in excess of par value of the subscribed capital stock. Incremental costs incurred directly attributable to the issuance of new shares are recognized as deduction from equity, net of any tax. Otherwise, these are recognized as expense in profit or loss.

**Treasury Shares**

Treasury shares represent owner's equity instruments which are reacquired and deducted from equity. Treasury shares are accounted for at cost and shown as a deduction in the equity section of the consolidated statements of financial position. No gain or loss is recognized in profit or loss on the purchase, sale, issuance or cancellation of the Parent Company's own equity instruments.

**Retained Earnings**

Retained earnings represent the cumulative balance of net income or loss, net of any dividend declaration and prior period adjustments.

**Other Comprehensive Income**

Other components of equity comprise of items of income and expense that are not recognized in profit or loss for the year. Other comprehensive income pertains to cumulative remeasurement gains (losses) on net retirement liability.

**Parent Company's Shares Held by a Subsidiary**

Shares of the Parent Company held by a subsidiary are carried at cost and are deducted from equity. No gain or loss is recognized on the purchase, sale, issue or cancellation of the Parent Company's own equity instruments. When the shares are retired, the capital stock account is reduced by its par value and the excess of cost over par value upon retirement is debited to additional paid-in capital to the extent of the specific or average additional paid-in capital when the shares were issued and to retained earnings for the remaining balance.

**Non-controlling Interests**

Non-controlling interests represent the portion of net results and net assets not held by the Parent Company. These are within equity presented in the consolidated statements of financial position, separately from equity attributable to equity holders of the Parent Company and are separately disclosed in the consolidated statements of income and consolidated statements of comprehensive income. Non-controlling interests consist of the amount of those interests at the date of original business combination and the non-controlling interests' share on changes in equity since the date of the business combination.

**Basic and Diluted Earnings Per Share (EPS)**

Basic EPS is computed by dividing the net income for the period attributable to common equity holders of the Parent Company by the weighted average number of issued and outstanding and subscribed common shares during the period, with retroactive adjustment for any stock dividends declared.

Diluted EPS is computed in the same manner, adjusted for the effects of any potentially dilutive convertible securities.

**Revenue Recognition**

Revenue from contract with customers is recognized when the performance obligation in the contract has been satisfied, either at a point in time or over time. Revenue is recognized over time if one of the following criteria is met: (a) the customer simultaneously receives and consumes the benefits as the Group perform its obligations; (b) the Group's performance creates or enhances an asset that the customer controls as the asset is created or enhanced; or (c) the Group's performance does not create an asset with an alternative use to the Group and the Group has an enforceable right to payment for



performance completed to date. Otherwise, revenue is recognized at a point in time.

Revenue from contracts with customers is recognized when control of the goods and services is transferred to the customer in an amount that reflects the consideration to which the Group expected to be entitled in exchange for those goods and services.

The Group also assesses its revenue arrangements to determine if it is acting as a principal or as an agent. The Group has assessed that it acts as a principal in all of its revenue sources.

The following specific recognition criteria must also be met before revenue is recognized.

*Revenue from Real Estate Sales.* Revenue from the sale of completed real estate project is accounted for using the full accrual method in which revenue is recognized at a point in time when control is transferred to a customer. The Group transfers control of real estate for sale under pre-completion contracts over time and, therefore, satisfies the performance obligations under the contract and recognizes revenue over time.

The Group considers a contract to sell as a valid revenue contract. The Group also assesses the probability that it will collect the consideration under the contract prior to recognizing revenue. This assessment is based on the customer's ability and intention to pay the amount of consideration when it is due. If any of the above criteria is not met, the deposit method is applied until all the conditions for recognizing revenue are met.

The Group recognizes revenue from real estate sales under pre-completion contracts based on POC using the input method in which revenue is recognized on the basis of costs incurred up until the end of the reporting period as a proportion of total costs expected to be incurred.

The Group opted to defer the application guidelines of the provisions of the PIC Q&A No. 2018-12 (*as amended by PIC Q&A 2020-05*) with respect to the accounting for significant financing component, uninstalled materials and the exclusion of land in the computation of POC for a period of three (3) years.

Accordingly, the consideration is not adjusted for the effects of the time value of money, and the total cost incurred and total estimated cost to complete including the cost of land.

For tax purposes, full recognition is applied when more than 25% of the selling price has been collected in the year of sale. Otherwise, the installment method is applied.

*Leasing Revenue.* Leasing revenue consists of rent income and common use service area (CUSA) fees. Rent income arising from operating leases on investment properties is recognized on a straight-line basis over the lease terms, except for contingent rental income, which is recognized in the period that it arises. Tenant lease incentives are recognized as a reduction of rental income on a straight-line basis over the term of the lease. The lease term is the non-cancellable period of the lease together with any further term for which the tenant has the option to continue the lease, where, at the inception of the lease, management is reasonably certain that the tenant will exercise that option. CUSA fees are recognized as income once earned. These are charged monthly and are based on the lessee's proportionate share on the common areas.

Amounts received from tenants to terminate leases or to compensate for dilapidations are recognized in profit or loss when the right to receive those amounts arises.

*Property Management Fees.* Revenue is recognized in profit or loss when the related services are rendered.



*Interest Income.* Interest income is recognized as the interest accrues, taking into account the effective yield on the asset.

*Other Income.* Income from other sources is recognized when earned during the period.

### **Cost and Expenses Recognition**

Cost and expenses are decreases in economic benefits during the accounting period in the form of outflows or depletions of assets or incurrence of liabilities that result in decreases in equity, other than those relating to distributions to equity participants.

*Cost of Real Estate Sales.* Cost of real estate sales is recognized consistent with the revenue recognition method applied. Cost of condominium units sold before the completion of the development is determined on the basis of the acquisition cost of the land plus its full development costs, which include estimated costs for future development works.

*Cost of Leasing Operations.* Cost of leasing operations, which constitute direct cost incurred in relation to the leasing of properties of the Group which includes ACPT, Cazneau's dormitory units and MPI's commercial units, is recognized as expense when incurred.

*Cost of Services.* Cost of services, which constitute direct cost incurred in relation to EPMI's provision of property management services, is recognized as expense when services are rendered.

*Operating Expenses.* Operating expenses constitute cost of administering the business and cost incurred to sell and market its products and services. These are recognized as incurred.

*Finance Costs.* Finance costs are recognized in profit or loss using the effective interest method.

### **Share-based Compensation**

The Parent Company has a stock option plan covering employees, officers and directors, whereby employees render services for shares or rights over shares ("equity-settled transaction"). The rights granted under the plan are not assignable and nontransferable. The cost of the equity-settled transactions is measured by reference to the fair value of the stock options on the date that it was granted. Stock options reserve presented as part of "Equity" is measured at fair value of the share options as at reporting date when the options are exercised, forfeited or lapsed.

### **Leases**

The Group assesses whether the contracts is, or contains, a lease. To assess whether a contract conveys the right to control the use of an identified assets for a period of time, the Group assesses whether, throughout the period of use, it has both of the following:

- i. the right to obtain substantially all of the economic benefits from use of the identified asset; and,
- ii. the right to direct the use of the identified asset.

If the Group has the right to control the use of an identified asset for only a portion of the term of the contract, the contract contains a lease for that portion of the term.

The Group also assesses whether a contract contains a lease for each potential separate lease component.

*The Group as a Lessor.* Leases where the Group retains substantially all the risks and benefits of ownership of the asset are classified as operating leases. Initial direct costs incurred in negotiating an operating lease are added to the carrying amount of the leased asset and recognized on a straight-



line basis over the lease term on the same basis as rental income. Contingent rents are recognized as revenue in the period in which these are earned.

### **Employee Benefits**

*Short-term Benefits.* The Group recognizes a liability net of amounts already paid and an expense for services rendered by employees during the accounting period. A liability is also recognized for the amount expected to be paid under short-term cash bonus or profit sharing plans if the Group has a present legal or constructive obligation to pay this amount as a result of past service provided by the employee, and the obligation can be estimated reliably.

Short-term employee benefit liabilities are measured on an undiscounted basis and are expensed as the related service is provided.

*Retirement Benefits.* The Group has a funded, non-contributory defined benefit plan covering all qualified employees. The retirement benefits cost is determined using the projected unit credit method which reflects services rendered by employees to the date of valuation and incorporates assumptions concerning employees' projected salaries.

The Group recognizes service costs, comprising of current service costs, past service costs and net interest expense or income in profit or loss. Net interest is calculated by applying the discount rate to the net retirement liability or asset.

Past service costs are recognized in profit or loss on the earlier of the date of the plan amendment or curtailment, and the date that the Group recognizes restructuring-related costs.

Remeasurements pertaining to actuarial gains and losses and return on plan assets are recognized immediately in OCI in the period in which they arise. Remeasurements are not reclassified to profit or loss in subsequent periods.

Plan assets are assets that are held in trust and managed by a trustee bank. Plan assets are not available to the creditors of the Group, nor can they be paid directly to the Group. The fair value of the plan assets is based on the market price information. When no market price is available, the fair value of plan assets is estimated by discounting expected future cash flows using a discount rate that reflects both the risk associated with the plan assets and the maturity or expected disposal date of those assets (or, if they have no maturity, the expected period until the settlement of the related obligations). If the fair value of the plan assets is higher than the present value of the retirement liability, the measurement of the resulting defined benefit asset is limited to the present value of economic benefits available in the form of refunds from the plan or reductions in future contributions to the plan.

The net retirement asset (liability) is the aggregate of the present value of the defined benefit obligation and the fair value of plan assets against which the obligations are to be settled directly, adjusted for any effect of asset ceiling. The present value of the retirement obligation is determined by discounting the estimated future cash outflows using interest rate on government bonds that have terms to maturity approximating the terms of the related retirement liability. The asset ceiling is the present value of future economic benefits available in the form of refunds from the plan or reductions in future contribution to the plan.

Actuarial valuations are made with sufficient regularity so that the amounts recognized in the consolidated financial statements do not differ materially from the amounts that would be determined at the reporting date.



## **Foreign Currency - Denominated Transactions**

Transactions in foreign currencies are translated to the functional currency at exchange rates at the dates of the transactions. Monetary assets and liabilities denominated in foreign currencies at the reporting date are retranslated to the functional currency at the exchange rate at reporting date. Resulting exchange differences arising on the settlement of or on translating such monetary assets and liabilities are recognized in profit or loss.

## **Income Taxes**

*Current Tax.* Current tax assets and liabilities are measured at the amount expected to be recovered from or paid to the tax authority. The tax rates and tax laws used to compute the amount are those that have been enacted or substantively enacted at the reporting date.

*Deferred Tax.* Deferred tax is provided on all temporary differences at the reporting date between the tax bases of assets and liabilities and their carrying amounts for financial reporting purposes.

Deferred tax liabilities are recognized for all taxable temporary differences. Deferred tax assets are recognized for all deductible temporary differences, carryforward benefits of unused tax credits from excess minimum corporate income tax (MCIT) over the regular corporate income tax (RCIT) and unused net operating loss carryover (NOLCO), to the extent that it is probable that taxable income will be available against which the deductible temporary differences and carryforwards of unused MCIT and NOLCO can be utilized.

The carrying amount of deferred tax assets is reviewed at each reporting date and reduced to the extent that it is no longer probable that sufficient taxable income will be available to allow all or part of the deferred tax asset to be utilized. Unrecognized deferred tax assets are reassessed at each reporting date and are recognized to the extent that it has become probable that future taxable income will allow the deferred tax assets to be recovered.

Deferred tax assets and liabilities are measured at the tax rates that are applicable to the year when the asset is realized or the liability is settled, based on tax rates and tax laws that have been enacted or substantively enacted at the reporting date.

The measurement of deferred tax liabilities and assets reflects the tax consequences that would follow from the manner in which the Company expects, at the end of the reporting period, to recover or settle the carrying amount of its assets and liabilities. For purposes of measuring deferred tax liabilities and deferred tax assets for investment properties that are measured using the fair value model, the carrying amounts of such properties are presumed to be recovered entirely through sale, unless the presumption is rebutted, that is, when the investment property is depreciable and is held within the business model whose objective is consume substantially all of the economic benefits embodied in the investment property over time, rather than through sale.

Most changes in deferred tax assets or deferred tax liabilities are recognized as a component of tax expense in profit or loss, except to the extent that it relates to items recognized in other comprehensive income or directly in equity. In this case, the tax is also recognized in other comprehensive income or directly in equity, respectively.

Deferred tax relating to items recognized outside profit or loss is recognized under OCI and outside profit or loss.

Deferred tax assets and deferred tax liabilities are offset if a legally enforceable right exists to offset current tax assets against current tax liabilities and deferred taxes relate to the same taxable entity and the same tax authority.



### **Related Party Transactions**

Related party transactions are transfer of resources, services or obligations between the Group and its related parties, regardless whether a price is charged. Transactions between related parties are accounted for at arm's length prices or on terms similar to those offered to non-related parties in an economically comparable market.

Parties are considered to be related if one party has the ability to control the other party or exercise significant influence over the other party in making financial and operating decisions. These includes: (a) individuals owning, directly or indirectly through one or more intermediaries, control or are controlled by, or under common control with the Group; (b) associates; (c) individuals owning, directly or indirectly, an interest in the voting power of the investee that gives them significant influence over the investee and close members of the family of any such individual; and, (d) the Parent Company's funded retirement plan.

In considering each possible related party relationship, attention is directed to the substance of the relationship and not merely on the legal form.

The key management personnel of the Group are also considered to be related parties.

### **Segment Reporting**

The Group's operating businesses are organized and managed separately according to the nature of the products and services provided, with each segment reporting a strategic business unit that offers different products and serves different markets. Financial information on the Group's business segments is presented in Note 29 to the interim consolidated financial statements.

### **Provisions and Contingencies**

Provisions are recognized when the Group has a present legal or constructive obligation as a result of a past event, it is probable that an outflow of resources embodying economic benefits will be required to settle the obligation and a reliable estimate can be made of the amount of the obligation. Provisions are measured at the estimated expenditure required to settle the present obligation, based on the most reliable evidence available at the end of the reporting period, including risks and uncertainties associated with the present obligation. If the effect of the time value of money is material, provisions are determined by discounting the expected future cash flows at a pre-tax rate that reflects current market assessments of the time value of money and, where appropriate, the risks specific to the liability. Where discounting is used, the increase in the provision due to the passage of time is recognized as an interest expense. Provisions are reviewed at the end of each reporting period and adjusted to reflect the current best estimate.

Contingent liabilities are not recognized in the consolidated financial statements but are disclosed in the notes to consolidated financial statements unless the possibility of an outflow of resources embodying economic benefits is remote. Contingent assets are not recognized in the consolidated financial statements but are disclosed in the notes to consolidated statements of financial position when an inflow of economic benefits is probable.

### **Events After the Reporting Period**

Any post-year-end event that provides additional information about the Group's financial position at the end of the reporting period (adjusting event) is reflected in the consolidated financial statements. Post-year-end events that are not adjusting events are disclosed in the notes to consolidated financial statements when material.

## **3. SIGNIFICANT ACCOUNTING JUDGMENTS, ESTIMATES AND ASSUMPTIONS**

The preparation of consolidated financial statements in accordance with PFRS requires management to make judgments, estimates and assumptions that affect the application of policies and reported



amounts of asset, liabilities, income and expenses. The accounting estimates and associated assumptions are based on historical experience and various other factors that are believed to be reasonable under the circumstances, the results of which form the basis of making the judgments about the carrying amounts of assets and liabilities that are not readily apparent from other sources. Actual results may differ from these estimates.

### **Judgments**

In the process of applying the Group's accounting policies, management has made the following judgments, apart from those involving estimation, which have the most significant effect on the amounts recognized in the consolidated financial statements:

*Determining Functional Currency.* Based on management's assessment, the functional currency of the Group has been determined to be Philippine Peso, the currency of the primary economic environment in which the Group operates. It is the currency that mainly influences the operations of the Group.

*Classifying Financial Instruments.* The Group exercises judgment in classifying financial instruments in accordance with PFRS 9. The Group exercises judgment in classifying a financial instrument, or its component parts, on initial recognition as either a financial asset, a financial liability or an equity instrument in accordance with the Group's business model and its contractual cash flow characteristics and the definitions of a financial asset, a financial liability or an equity instrument. The substance of a financial instrument, rather than its legal form, governs its classification in the consolidated statements of financial position.

*Determining Control or Joint Control over an Investee Company.* Control is presumed to exist when an investor is exposed, or has rights, to variable returns from its involvement with the investee and has the ability to affect those returns through its power over the investee. On the other hand, joint control is the contractually agreed sharing of control of an arrangement, which exists only when decisions about the relevant activities require the unanimous consent of the parties sharing control. The Group has determined that by virtue of the Parent Company's majority ownership of voting rights in its subsidiaries as at June 30, 2023 and December 31, 2022, it has the ability to exercise control over these investees.

*Determining Revenue and Cost Recognition.* Selecting an appropriate revenue recognition method for a particular real estate transaction requires certain judgments based on the buyer's commitment on the sale which may be ascertained through the significance of the buyer's initial investment and completion of development.

The Group recognizes revenue over time if one of the following criteria is met:

- The customer simultaneously receives and consumes the benefits provided by the Group performance as the entity performs.
- The Group's performance creates or enhances an asset that the customer controls as the asset is created or enhanced.
- The Group's performance does not create an asset with an alternative use to the Group and the Group has an enforceable right to payment for performance completed to date.

The Group concluded that revenue from real estate sale of office units and sale of residential units in should be recognized over time. The Group also determined that input method is the appropriate method in measuring the POC. Under POC, the Group satisfies its performance obligation to deliver a portion of the property to the customer over time. The input method is based on the costs incurred up until the end of the reporting period as a proportion of total costs expected to be incurred. Changes



in estimates may affect the reported amounts of revenue, cost of real estate sales, contract assets and contract liabilities-

*Classifying Real Estate for Sale, Investment Properties and Property and Equipment.* The Group determines whether a property qualifies as a real estate for sale, an investment property or an item of property and equipment. In making its judgment, the Group considers whether the property is held for sale in the ordinary course of business, held primarily to earn rentals or capital appreciation or both, or used for operations and administrative purposes by the Group.

*Determining Highest and Best Use of Investment Properties.* The Group determines the highest and best use of its investment properties when measuring fair value. In making its judgment, the Group takes into account the use of the investment properties that is physically possible, legally permissible and financially feasible. The Group has determined that the highest and best use of the investment properties is their current use.

*Determining Lease Commitments - Group as Lessor.* The Group determines the highest and best use of its investment properties when measuring fair value. In making its judgment, the Group takes into account the use of the investment properties that is physically possible, legally permissible and financially feasible. The Group has determined that the highest and best use of the investment properties is their current use.

*Classifying Lease Commitments - Group as a Lessee.* The Group has entered into lease agreements as a lessee. For these leases, the Group availed of the exemption for short-term leases with term of 12 months or less. Accordingly, lease payments on short-term leases were recognized as expense on a straight-line basis over the lease term.

*Assessing Provisions and Contingencies.* The Group evaluates legal and administrative proceedings to which it is involved based on analysis of potential results. Management and its legal counsels do not believe that any current proceedings will have material adverse effects on its consolidated financial position and results of operations. It is possible, however, that future results of operations could be materially affected by changes in estimates or in the effectiveness of strategies relating to these proceedings.

#### **Accounting Estimates and Assumptions**

The following are the key assumptions concerning the future, and other key sources of estimation uncertainty at the end of reporting period that have a significant risk of causing a material adjustment to the carrying amounts of assets and liabilities within the next financial year:

*Recognizing Revenue and Cost of Real Estate Sales.* The Group's revenue and cost recognition policies require management to make use of estimates and assumptions that may affect the reported amounts of revenue and cost. Revenue and cost of sale of real estate recognized based on POC are measured principally based on the costs incurred up until the end of the reporting period at a proportion of total costs expected to be incurred.

*Estimating Fair Value of Investment Properties.* Investment properties are measured at fair values. The Group works closely with external qualified valuers who performed the valuation using appropriate valuation techniques. The appraiser used a valuation technique based on comparable market data adjusted as necessary to reflect the specific assets' location and condition and, estimated expected future cash flows, yields, occupancy rates, discount rates, replacement costs and remaining economic life. The valuation techniques and inputs used in the fair value measurement of investment properties are disclosed in Note 9 to the consolidated financial statements.



For the purpose of fair value disclosures, the Group has determined classes of assets and liabilities on the basis of the nature, characteristics and risks of the investment properties and the level of the fair value hierarchy.

*Determining NRV of Real Estate for Sale.* Real estate for sale is stated at lower of cost or NRV. NRV for completed real estate for sale is assessed with reference to market conditions and prices existing at the reporting date and is determined by the Group in the light of recent market transactions. NRV in respect of real estate assets under construction is assessed with reference to market prices at the reporting date for similar completed property, less estimated costs to complete the construction and less estimated costs to sell. The amount and timing of recorded expenses for any period would differ if different judgments were made or different estimates were utilized.

*Assessing ECL on Trade Receivables and Contract Assets.* The Group initially uses a provision matrix based on historical default rates for trade receivables. The provision matrix specifies provision rates depending on the number of days that a receivable is past due. The Group then calibrates the provision matrix to adjust historical credit loss experience with forward-looking information on the basis of current observable data to reflect the effects of current and forecasted economic conditions.

The Group adjusts historical default rates if forecasted economic conditions such as gross domestic product are expected to deteriorate which can lead to increased number of defaults in the real estate industry. The Group regularly reviews the methodology and assumptions used for estimating ECL to reduce any differences between estimates and actual credit loss experience.

The determination of the correlation between historical default rates and forecasted economic conditions is a significant estimate. Accordingly, the provision for ECL of receivable from real estate sales is sensitive to changes in assumptions about forecasted economic conditions.

The Group's exposure to risk of default is mitigated by the requirement that title to real estate for sale is transferred to the buyer only upon full payment of the contract price.

*Assessing ECL on Other Financial Assets at Amortized Cost.* The Group determines the allowance for ECL based on the probability-weighted estimate of the present value of all cash shortfalls over the expected life of financial assets at amortized cost. ECL is provided for credit losses that result from possible default events within the next 12-months unless there has been a significant increase in credit risk since initial recognition in which case ECL are provided based on lifetime ECL.

When determining if there has been a significant increase in credit risk, the Group considers reasonable and supportable information that is available without undue cost or effort and that is relevant for the particular financial instrument being assessed such as, but not limited to, the following factors:

- actual or expected external and internal credit rating downgrade;
- existing or forecasted adverse changes in business, financial or economic conditions;
- actual or expected significant adverse changes in the operating results of the borrower; and
- significant changes in credit spread, rates or terms such as more stringent covenants and increased amount of collateral or guarantees.

The Group also considers financial assets that are more than 30 days past due to be the latest point at which lifetime ECL should be recognized unless it can demonstrate that this does not represent a significant risk in credit risk such as when non-payment was an administrative oversight rather than resulting from financial difficulty of the borrower.

*Determining Fair Value of Investment in Money Market Fund.* The Group classifies its investment in money market fund as financial asset at FVPL in the consolidated statements of financial position. The Group determined the fair value of investment in money market fund using available market prices in



active markets for identical assets (Level 1). Any changes in the fair value of this financial asset would affect profit or loss.

*Estimating the Useful Lives of Property and Equipment.* The Group reviews annually the estimated useful lives of property and equipment based on expected asset's utilization, market demands and future technological development. It is possible that the factors mentioned may change in the future, which could cause a change in estimated useful lives. A reduction in estimated useful lives could cause a significant increase in depreciation and amortization of property and equipment.

*Assessing Impairment of Nonfinancial Assets.* The Group assesses impairment on nonfinancial assets whenever events or changes in circumstances indicate that the carrying amount of an asset may not be recoverable. In assessing whether there is any indication that an asset may be impaired, the Group considers the external and internal sources of information. External sources of information include but are not limited to unexpected significant decline in market value and any other significant changes with an adverse effect on the Group, whether it had taken place during period or will take place in the near future in the market, economic or legal environment in which the entity operates or in the market to which the asset is dedicated. Internal sources of information include evidence of obsolescence or physical damage on an asset, significant changes with an adverse effect on the Group whether it had taken place during the period, or are expected to take place in the near future, to the extent to which, or in a manner in which, an asset is used or is expected to be used, and any other evidence that indicates that the economic performance of an asset is, or will be, worse than expected.

Whenever the carrying amount of an asset exceeds its recoverable amount, an impairment loss is recognized. The recoverable amount is the higher of an asset's fair value less cost to sell and value in use. The fair value less cost to sell is the amount obtainable from the sale of an asset in an arm's length transaction while value in use is the present value of estimated future cash flows expected to arise from the continuing use of an asset and from its disposal at the end of its useful life.

Value in use is determined as the present value of estimated future cash flows expected to be generated from the continued use of the assets. The estimated cash flows are projected using growth rates based on historical experience and business plans and are discounted using pretax discount rates that reflect the current assessment of the time value of money and the risks specific to the asset.

Recoverable amounts are estimated for individual assets or, if it is not possible, for the CGU to which the asset belongs.

*Estimating Retirement Expense.* The determination of the Group's obligation and cost for pension and other retirement benefits is dependent on selection of certain assumptions used by actuaries in calculating such amounts. Those assumptions are described in Note 22 to the consolidated financial statements and include among others, discount rate and salary increase rate. While the Group believes that the assumptions are reasonable and appropriate, significant differences in actual experience or significant changes in assumptions materially affect net retirement liability.

*Assessing Realizability of Deferred Tax Assets.* The Group's assessment on the recognition of deferred tax assets on deductible temporary differences and carryforward benefits of unused MCIT and NOLCO is based on the projected taxable income in the following periods. Based on the projection, not all future deductible temporary differences will be realized, therefore, only a portion of deferred tax assets was recognized.

#### **4. CASH AND CASH EQUIVALENTS**

This account consists of:



	June 2023	December 2022
Cash on hand	133,441	175,000
Cash in bank	1,678,617,524	1,087,334,786
Cash equivalents	4,187,481,077	3,708,783,876
	<b>5,866,232,042</b>	<b>4,796,293,662</b>

Cash in banks earn interest at prevailing bank deposit rates and are immediately available for use in the current operations. Cash equivalents are made up of short-term investments for varying periods up to three (3) months or less and earn interest at the respective prevailing short-term investment rates.

## 5. FINANCIAL ASSETS AT FVPL

Financial assets at FVPL amounting to ₱2,093.3 million and ₱2,246.0 million as at June 30, 2023 and December 31, 2022, respectively, represent units of participation in money market fund-

Financial assets at FVPL include unrealized gains amounting to ₱23.7 million and ₱1.9 million for the six months ended June 30, 2023 and 2022, respectively, and included as part of "Other income" account in the interim consolidated statements of comprehensive income. Realized gain on disposals of financial assets at FVPL amounted to ₱30.4 million and ₱10.5 million for the six months ended June 30, 2023 and 2022, respectively (see Note 21).

The fair value of financial assets at FVPL is classified under Level 1 of the fair value hierarchy using quoted market prices.

## 6. RECEIVABLES

This account consists of:

	June 2023	December 2022
Trade receivables from:		
Sale of real estate	1,843,429,260	1,975,808,602
Leasing	167,130,006	123,938,918
Due from related parties	73,296,293	46,409,707
Accrued rent receivables	46,038,074	46,903,720
Interest receivable	59,523,417	49,851,949
Advances to employees	15,103,408	9,014,053
Receivable from sale of interests in subsidiaries (Note 15)	-	4,169,113
Other receivables	137,218,048	125,705,373
	<b>2,341,738,504</b>	<b>2,381,801,435</b>
Allowance for impairment losses	(1,746,790)	(1,746,790)
	<b>2,339,991,714</b>	<b>2,380,054,645</b>

The aging analysis of receivables are shown below:



	Neither Past Due nor Impaired	Past Due but Not Impaired			Past due and impaired	<b>TOTAL</b>
		Within 6 months	7 months to 1 year	More than 1 year		
Receivables	1,425,972,935	691,320,715	15,366,388	206,963,384	368,292	<b>2,339,991,714</b>

Trade receivables from sale of real estate pertain to receivables from sale of condominium units and residential townhouses that were already billed. These receivables are noninterest-bearing and generally collectible within sixty (60) days. Titles to the units sold under this arrangement are transferred to the buyers only upon full payment of the contract price. Trade receivables from leasing operations are noninterest-bearing, unsecured and collectible within thirty (30) days.

Accrued rent receivable pertains to the difference between rental income recognized using straight-line method of accounting and rental payments based on the terms of the lease contracts.

Interest receivable includes accrual of interest from the Group's short-term placements.

Advances to employees represent salary and other loans granted to employees which are noninterest-bearing in nature and collectible through salary deductions.

Receivable from sale of interests in subsidiaries pertains to Parent Company's receivable arising from the sale of interests in Bhavana and Bhavya, which is noninterest-bearing and collectible on demand.

Other receivables mainly include other charges and advances which are noninterest-bearing and collectible on demand.

## 7. CONTRACT ASSETS AND CONTRACT LIABILITIES

The Group's contract assets and contract liabilities are as follows:

	June 2023	December 2022
Contract assets	<b>4,512,827,168</b>	3,920,367,468
Contract liabilities	<b>320,715,503</b>	231,469,884
Net contract assets	<b>4,192,111,665</b>	3,688,897,584

Contract assets pertain to receivables from the sale of condominium units and residential townhouses of the Group representing the excess of cumulative revenues from real estate sales over billed amounts. These amounts will be billed and collected in accordance with the agreed payment terms with the buyers, which is normally up to maximum of five years.

Contract liabilities pertain to downpayments received from the real estate buyers at the inception of the contracts in which the related revenue is not yet recognized as at June 30, 2023 and December 31, 2022.

## 8. REAL ESTATE FOR SALE

This account consists of:

	June 2023	December 2022
Raw land	<b>1,273,585,109</b>	1,434,061,310
Assets under construction	<b>6,705,862,014</b>	6,772,638,516



	June 2023	December 2022
Condominium units for development	<b>372,550,787</b>	1,174,683,760
	<b>8,351,997,910</b>	9,381,383,586

#### **Raw Land**

Raw land pertains to parcels of land acquired by the Group for future development projects that are intended for sale. In 2022, advances for asset purchase under “Other Assets” aggregating ₱209 million was transferred to “Real estate for sale”.

#### **Assets under Construction**

Assets under construction consist of land and development costs of ongoing real estate projects of the Group. As at June 30, 2023, this account includes the land and development costs of Cebu Exchange, Savya Financial Center, Sevina Park, Lucima Residences and Eluria (see Note 1).

In June 2022, the Board of Directors of CLLC, in line with management objective to increase the corporation's recurring income, approved to keep 8,059 sqm of Cebu Exchange office units with 72 appurtenant parking slots, 2,628 sqm of retail units and an additional of 36 non-appurtenant parking slots as leasing assets of CLLC. This was reclassified from “Real estate for sale” account to “Investment properties” account aggregating ₱843.8 million.

In June 2023, CLCC board approved the reclassification of additional office units with parking slots for lease to further increase CLLC's recurring income. This was reclassified from “Real estate for sale” account to “Investment properties” account aggregating ₱453.8 million. Consequently, the corporation's leasing assets to date consists of 16,003 square meters of office and retail units together with 118 appurtenant and 36 non-appurtenant parking slots.

In 2022, Cazneau transferred portion of its assets under construction from “Investment properties” account to “Real estate for sale” account aggregating ₱40.6 million because of the change in the intended use of the property as approved by the BOD.

In 2022, Bhavya transferred assets under construction pertaining to cost of model unit from “Real estate for sale” account to “Property and equipment” account aggregating ₱18.2 million because of the change in the intended use of the property as approved by the BOD.

#### **Condominium Units for Development**

Condominium units for development pertain to condominium units in Makati City acquired by the Group and are intended for future development and for sale. In 2023, land and development costs of Eluria were transferred to Assets under construction.

#### **NRV of Real Estate for Sale**

Real estate for sale is stated at cost which is lower than its NRV and there is no allowance for inventory obsolescence as at June 30, 2023 and December 31, 2022.

### **9. INVESTMENT PROPERTIES**

This account consists of:

	June 2023	December 2022
Arthaland Century Pacific Tower (ACPT)	<b>6,369,033,605</b>	6,182,842,179
Cebu Exchange	<b>2,756,502,450</b>	1,797,996,536
Arya Residences:		
Commercial units	<b>1,265,254,657</b>	1,265,254,657



	June 2023	December 2022
Parking slots	181,740,596	181,740,596
Land:		
UPHI's Laguna and Tagaytay properties	829,421,708	829,421,708
Cazneau's commercial lots	438,702,090	438,702,090
ALCO's Batangas and Tagaytay properties	216,961,878	216,961,878
Courtyard Hall	360,864,616	360,864,616
	12,418,481,600	11,273,784,260

#### **ACPT**

Carrying amount of ACPT includes office units and parking slots for lease. ACPT is used as collateral for loans payable amounting to ₱1,267.9 million and ₱1,420.4 million as at June 30, 2023 and December 31, 2022, respectively (see Note 12).

#### **Cebu Exchange**

The carrying amount of Cebu Exchange includes office and retail units and parking slots for lease. In 2023, CLLC transferred additional portion of investment properties amounting to ₱453.8 million from "Real estate for sale" account to "Investment properties" account due to change of intention in the use of the property as approved by the BOD (see Note 8).

#### **Arya Residences' Commercial Units and Parking Slots**

Commercial units and parking slots in Arya Residences are used for leasing operations.

#### **Land**

UPHI's raw land, with fair value amounting to ₱829.4 million as at June 30, 2023 and December 31, 2022, has a total area of 33 hectares and are located at Barangay Gonzalo Bontog, Calamba City and Barangay Calabuso, Tagaytay City. Portion of the UPHI's raw land was the subject of an expropriation proceedings filed by the National Transmission Commission (NTC, successor-in-interest of National Power Corporation) with the Regional Trial Court of Calamba City, Laguna. The other parties to the case filed their respective appeals with the Court of Appeals (CA) assailing the amount of just compensation determined by the trial court. The appeal remains pending with the CA.

Moreover, a complaint for quieting of title was filed by UPHI on October 18, 2010 because of the erroneous issuance of tax declarations by the City of Tagaytay covering UPHI's property located in Calamba City, Laguna. In June 2020, the case was decided by the trial court in favor of UPHI. The losing defendants in the case filed their respective appeals with the CA and UPHI filed its appellee's brief defending the decision of the trial court. The case remains pending with the CA.

As at June 30, 2023, the case with NTC is still ongoing and yet to be resolved by the CA. The Company intends to amicably settle with the NTC, since the Company had already been deprived of effective use and enjoyment of the property. Management assessed that although the potential effect of this case on the Company's financial statements would not be significant, an amicable settlement with the NTC could allow the Company to recoup the cost of the expropriated portion of the property.

Raw land of the Parent Company has a total area of 10.3 hectares located in Batangas and Tagaytay with fair value aggregating to ₱217.0 million as at June 30, 2023 and December 31, 2022, respectively.

#### **Courtyard Hall**

Courtyard Hall of Cazneau used for leasing operations were recognized at fair value amounting to ₱360.9 million as at June 30, 2023 and December 31, 2022.



## Fair Value Measurement

Details of the valuation techniques used in measuring fair values of investment properties classified under Levels 2 and 3 of the fair value hierarchy are as follows:

Class of Property	Valuation Technique	Significant Inputs	June 2023	December 2022
ACPT	Discounted cash flow approach (DCF)	Rental rate for an office unit per square meter (sqm)	<b>₱1,720</b>	₱1,717
		Rental rate per parking slot	<b>₱8,025</b>	₱8,025
		Discount rate	<b>8.91%</b>	9.07%
		Vacancy rate	<b>0%-5%</b>	5%
		Calculated no. of net leasable area (total sqm)	<b>18,059</b>	18,059
		Income tax rate	<b>25%</b>	25%
Cebu Exchange: Commercial units	Discounted cash flow approach	Rental rate per square meter (sqm)	<b>₱1,323</b>	₱1,200
		Rent escalation rate per annum (p.a.)	<b>5%</b>	5%
		Discount rate	<b>9.09%</b>	8.37%
		Vacancy rate	<b>50%</b>	50%
		Income tax rate	<b>25%</b>	25%
Office units	Discounted cash flow approach	Rental rate per square meter (sqm)	<b>₱772</b>	₱700
		Rent escalation rate per annum (p.a.)	<b>5%</b>	5%
		Discount rate	<b>9.09%</b>	8.37%
		Vacancy rate	<b>25%</b>	50%
		Income tax rate	<b>25%</b>	25%
Parking slots	Discounted cash flow approach	Rental rate per slot	<b>₱5,250</b>	₱3,000
		Rent escalation rate p.a.	<b>5%</b>	5%
		Discount rate	<b>9.09%</b>	8.37%
		Vacancy rate	<b>50%</b>	50%
		Income tax rate	<b>25%</b>	25%
Arya Residences:				
Commercial units	Discounted cash flow approach	Rental rate per square meter (sqm)	<b>₱3,350</b>	₱3,350
		Rent escalation rate per annum (p.a.)	<b>7%</b>	7%
		Discount rate	<b>9.07%</b>	9.07%
		Vacancy rate	<b>5%</b>	5%
		Income tax rate	<b>25%</b>	25%
Parking slots	Discounted cash flow approach	Rental rate per slot	<b>₱7,900</b>	₱7,900
		Rent escalation rate p.a.	<b>7%</b>	7%
		Discount rate	<b>9.07%</b>	9.07%
		Vacancy rate	<b>10%</b>	10%
		Income tax rate	<b>25%</b>	25%
Land:				
UPHI's Laguna and Tagaytay properties	Market data approach	Price per sqm	<b>₱2,500</b>	₱2,500
		Value adjustments	<b>5% - 10%</b>	5% - 10%
Cazneau's Laguna Properties	Market data approach	Price per sqm	<b>₱70,000</b>	₱70,000
		Value adjustments	<b>5% - 20%</b>	5% - 20%
ALCO's Batangas and Tagaytay properties	Market data approach	Price per sqm	<b>₱2,000</b>	₱2,000
		Value adjustments	<b>5% - 10%</b>	5% - 10%
Courtyard Hall	Depreciated replacement	Estimated replacement cost	<b>₱143,117,000</b>	₱143,117,000



Class of Property	Valuation Technique	Significant Inputs	June 2023	December 2022
	Method	Remaining economic life	34 years	34 years

Details of the valuation techniques used in measuring fair values of investment properties are as follows:

#### **Discounted Cash Flow Approach**

Under the DCF approach, a property's fair value is estimated using explicit assumptions regarding the benefits and liabilities of ownership over the asset's estimated useful life including an exit or terminal value. As an accepted method within the income approach to valuation, the DCF approach involves the projection of a series of cash flows on a real property interest. An appropriate, market-derived discount rate is applied to projected cash flow series to establish the present value of the income stream associated with the investment property.

Periodic cash flows of investment properties are typically estimated as gross income less vacancy and operating expenses. The series of periodic net operating income, along with an estimate of the terminal value anticipated at the end of the projection period, is then discounted.

The frequency of inflows and outflows are contract and market-derived. The DCF approach assumes that cash outflows occur in the same period that expenses are recorded.

*Sensitivity Analysis.* Generally, significant increases (decreases) in rental rate per sq.m. or per slot and rent escalation rate p.a. in isolation would result in a significantly higher (lower) fair value measurement. Significant increases (decreases) in discount rate and vacancy rate in isolation would result in a significantly lower (higher) fair value measurement.

#### **Market Data Approach**

Market data approach involves the comparison of the UPHI's Laguna and Tagaytay properties, Cazneau's Laguna properties and ALCO's Batangas and Tagaytay properties to those that are more or less located within the vicinity of the appraised properties and are subject of recent sales and offerings. Adjustments were made to arrive at the market value by considering the location, size, shape, utility, desirability and time element.

The inputs to fair valuation are as follows:

- *Price per sqm* - estimated value prevailing in the real estate market depending on the location, area, shape and time element.
- *Value adjustments* - adjustments are made to bring the comparative values in approximation to the investment property taking into account the location, size and architectural features among others.

#### **Depreciated Replacement Cost Method**

Depreciated replacement cost method is used to estimate valuation of Courtyard Hall by computing for the replacement cost of the assets and applying appropriate adjustments for physical deterioration and functional and economic obsolescence.

## **10. PROPERTY AND EQUIPMENT**

The balances and movements of this account consist of:



	June 2023					
	Building and Improvements	Transportation Equipment	Office Equipment	Furniture and Fixtures	Leasehold Improvements	Total
Cost						
Balance at beginning of year	₱246,302,891	₱95,710,788	₱48,386,884	₱95,370,038	₱78,500	₱485,849,101
Additions	-	7,229,464	6,769,525	3,832,007	-	17,830,996
Disposals	-	(6,614,286)	-	-	-	(6,614,286)
Reclassification	-	-	-	-	-	-
Balance at end of year	246,302,891	96,325,966	55,156,409	99,202,045	78,500	497,065,811
Accumulated Depreciation and Amortization						
Balance at beginning of year	40,685,343	43,921,876	36,825,221	30,398,158	78,500	151,909,098
Depreciation and amortization	2,250,461	11,077,303	4,687,926	12,036,306	-	30,051,996
Disposals	-	(5,458,929)	-	-	-	(5,458,929)
Balance at end of year	42,935,804	49,540,250	41,513,147	42,434,464	78,500	176,502,165
Carrying Amount	₱203,367,087	₱46,785,716	₱13,643,262	₱56,767,581	₱-	₱320,563,646

	December 2022					
	Building and Improvements	Transportation Equipment	Office Equipment	Furniture and Fixtures	Leasehold Improvements	Total
Cost						
Balance at beginning of year	₱246,302,891	₱85,240,790	₱68,877,590	₱24,861,413	₱78,500	₱425,361,184
Additions	-	32,908,114	20,396,991	52,313,554	-	105,618,659
Disposals	-	(22,438,116)	-	-	-	(22,438,116)
Reclassification	-	-	(40,887,697)	18,195,071	-	(22,692,626)
Balance at end of year	246,302,891	95,710,788	48,386,884	95,370,038	78,500	485,849,101
Accumulated Depreciation and Amortization						
Balance at beginning of year	35,771,010	42,483,571	54,370,174	19,444,563	78,500	152,147,818
Depreciation and amortization	4,914,333	19,329,891	8,720,433	10,953,595	-	43,918,252
Disposals	-	(17,891,586)	-	-	-	(17,891,586)
Reclassification	-	-	(26,265,386)	-	-	(26,265,386)
Balance at end of year	40,685,343	43,921,876	36,825,221	30,398,158	78,500	151,909,098
Carrying Amount	₱205,617,548	₱51,788,912	₱11,561,663	₱64,971,880	₱-	₱333,940,003

Depreciation and amortization on property and equipment were included as part of “Operating expenses” and “Cost of services” account in the interim consolidated statements of comprehensive income.

## 11. OTHER ASSETS

This account consists of:

	June 2023	December 2022
CWT	613,640,854	564,485,238
Input VAT	518,097,817	636,714,373
Advances for project development	483,034,931	338,189,625
Amounts held in escrow	241,945,446	244,142,706
Prepayments	174,711,904	80,444,499
Deposits	94,071,376	93,309,077
Deferred input VAT	35,083,472	39,111,784
Software and licenses	25,929,636	27,045,949
Materials and supplies	1,341,909	1,341,909
	2,187,857,345	2,024,785,160



Advances for project development pertain to down payments made to contractors for the construction of the Group's real estate projects. These advances are applied against contractors' progress billings.

Amounts held in escrow represents the debt service account required under existing loans with certain banks and the amount of which is equivalent to a quarterly principal and interest amortization.

Prepayments consist of rent, taxes, insurance and other expenses which are amortized over a year, and of prepaid commissions, amortized over the lease term for leasing and based on percentage of completion for selling.

Deposits pertain to utility deposits, deposits for professional services, guarantee and other deposits for the construction of the Group's real estate projects. Deposits are settled upon completion of the documentary requirements.

The carrying amount of software and licenses amounted to ₱25.9 million as at June 30, 2023. Amortization of software and licenses recorded as part of "Depreciation and amortization" account in the consolidated statements of comprehensive income.

Materials and supplies are the excess construction materials and supplies from the construction of completed real estate projects.

## 12. LOANS PAYABLE

This account consists of:

	June 2023	December 2022
Local banks	12,124,230,130	11,708,430,709
Private funders	50,723,970	55,723,970
	12,174,954,100	11,764,154,679

### Local bank loans

Loans from local banks consist of interest-bearing secured and unsecured loans obtained to finance project development and working capital requirements of the Group and carries interest rates ranging from 4.75% to 9.10% p.a. and 4.50% to 7.50% p.a. in June 30, 2023 and December 31, 2022, respectively.

#### *Construction of Cebu Exchange*

In 2017, CLLC entered into an Omnibus Loan and Security Agreement (OLSA) for a credit line of ₱ 2,350.0 million with a local bank, to partially finance the development and construction of Cebu Exchange. Loan proceeds was received in several drawdowns within a period of three years after initial drawdown. The outstanding loan balance is secured by Cebu Exchange property and pledge of shares of ALCO and a non-controlling interest in CLLC. The loan was fully settled as at December 31, 2022.

#### *Construction of ACPT*

In 2015, the Parent Company entered into an OLSA for a credit line of ₱2,000.0 million, to partially finance the cost of construction and development of the ACPT. The outstanding loan balance is secured by the ACPT building and a security trust agreement covering the maintenance of revenue and operating accounts, project receivables and project agreements. As of June 30, 2023 and December 31, 2022, ALCO is required to maintain a current ratio of at least 1.50x and a debt-to-equity ratio of not more than 2.00x based on the annual consolidated financial statements of the Group. ALCO has current ratio of 2.22x and 2.44x and debt to equity ratio of 1.48x and 1.56x, based on its



consolidated financial statements as at June 30, 2023 and December 31, 2022, respectively, which is compliant with the financial covenants.

#### *Acquisition of land and construction of Savya Financial Center*

In 2018, SLDC entered into an MTL for a credit line of ₱1,440.0 million with a local bank, to partially finance the acquisition and development of its land in Taguig City and to repay advances from shareholders. This loan facility is secured by an unregistered real estate mortgage over a parcel of raw land of SLDC, corporate continuing suretyship of ALCO until the completion of construction of Savya Financial Tower 1 and 100% sale of units therein, and deposits in an escrow account (see Note 11). The loan was fully settled in 2021.

In 2021, SLDC entered into a new loan facility of ₱1,440.0 million with a local bank. The ₱1,440.0 million was fully drawn and was used to repay the ₱1,440.0 million outstanding loan under the MTL. The outstanding loan balance is secured by real estate mortgage over raw land property (see Note 9). SLDC is required to debt service coverage ratio of 1.25x beginning 2021 and shall not fall below 1.5x to declare dividends and maintain a debt-to-equity ratio not exceeding 2.0x and a current ratio of at least 1.5x. As at June 30, 2023 and December 31, 2022, SLDC is compliant with the requirements of the term loan.

#### *Construction of Sevina Park*

In 2021, Cazneau entered into a long-term loan facility of ₱1.0 billion with a local bank to partially finance the construction of Sevina Park. Loan proceeds are available in multiple tranches for a period of three (3) years from the date of initial drawdown. The outstanding loan balance is secured by real estate mortgage over two parcels of land of Cazneau and grant of security interest over shares of ALCO. Moreover, Cazneau is required to maintain debt to equity ratio of not more than 2.00x and current ratio of not less than 1.50x. As at June 30, 2023 and December 31, 2022, the company is compliant with the requirements of the term loan.

#### *Construction of Lucima Residences*

In 2021, the Company entered into a term loan facility of ₱930.0 million with a local bank to partially finance the construction of Lucima Residences. Loan proceeds are available in multiple tranches for a period of 3 years from the date of initial drawdown. The outstanding loan balance is secured by real estate mortgage on the land of Bhavana located in Cebu City. Moreover, Bhavana is required to maintain debt to equity ratio of not more than 2.00x, current ratio of not less than 1.50x and project debt to equity ratio not exceeding 0.50x. As at June 30, 2023 and December 31, 2022, the company is compliant with the requirements of the term loan.

#### *Development of Green Projects*

On February 14, 2020, ALCO entered into a term loan agreement of ₱1,000.0 million with a local bank to obtain financing for the Group' eligible green projects, including land banking, investments and refinancing in relation to eligible green projects. A drawdown of ₱1,000.0 million was made within the same year. ALCO is required to submit a regular disbursement report to the bank soon after the date the proceeds were utilized to confirm that the proceeds has been used for the eligible green projects.

#### **Private Funders**

Outstanding balances of the loans from private funders amounting to ₱50.7 million and ₱55.7 million as at June 30, 2023 and December 31, 2022 have interest rates of 3.50% to 4.13% p.a., are unsecured and are for working capital requirements of the Group.

### **13. BONDS PAYABLE**

Details of this account is as follows:



	June 2023	December 2022
Bonds payable	6,000,000,000	6,000,000,000
Unamortized debt issue cost	(66,502,090)	(74,228,852)
	<b>5,933,497,910</b>	<b>5,925,771,148</b>

In October 2019, the Board of Directors (BOD) of ALCO approved the filing of a registration statement for the shelf registration of ₱6.0 billion fixed rate ASEAN Green Bonds (the “Bonds”) and the initial tranche of ₱2.0 billion bonds, with an oversubscription option of up to ₱1.0 billion.

In January 2020, the SEC approved the registration of the Bonds and the issuance of the initial tranche of the Bonds. On February 6, 2020, ALCO issued the initial tranche of the Bonds amounting to ₱2.0 billion with an oversubscription of ₱1.0 billion. It has a term ending five years from the issue date or on February 6, 2025, with a fixed interest rate of 6.35% p.a. and an early redemption option on the 3rd and 4th year from issue date. The proceeds of the initial tranche is for the development of eligible green projects and payment of certain outstanding loans of the Group.

In October 2022, the BOD of ALCO approved the remaining second tranche of the Bonds of up to ₱3.0 billion. In December 2022, the SEC approved the offer supplement for the second tranche amounting to ₱2.4 billion with an oversubscription of up to ₱0.6 billion. The Bonds have a term ending five years from the issue date with a fixed interest rate of 8.00% p.a. and early redemption option on the 3rd and 4th year from issue date, and term ending seven years from the issue date with a fixed interest rate of 8.7557% p.a. and early redemption option on the 5th and 6th year from issue date. The proceeds of the Bonds is for the development of eligible green projects and payment of certain outstanding loans of the Group.

The Group is required to maintain debt to equity ratio of not more than 2.00x and current ratio of at least 1.50x based on the audited consolidated financial statements. As at June 30, 2023 and December 31, 2022, the Group is compliant with these financial ratios.

#### 14. ACCOUNTS PAYABLE AND OTHER LIABILITIES

This account consists of:

	June 2023	December 2022
Accounts payable	209,249,695	327,514,986
Accrued expenses	1,115,059,889	825,945,905
Deferred output VAT	759,702,065	769,967,164
Retention payable	637,961,670	635,086,197
Payable to buyers	434,503,130	347,405,421
Security deposits	103,259,141	127,791,142
Advance rent	96,650,678	79,069,176
Dividends payable	70,910,891	187,093,749
Income tax payable	55,677,432	838,178
Construction bonds	35,535,543	22,020,484
Withholding taxes payable	24,912,211	41,075,896
Others	22,548,745	18,390,005
	<b>3,565,971,090</b>	<b>3,382,198,303</b>

Accounts payable, which are noninterest-bearing and are normally settled within 30 days to one year,



consist mainly of liabilities to contractors and suppliers.

Accrued expenses are expected to be settled within the next 12 months which pertains to construction costs, interest, management and professional fees, utilities, commissions, advertising and other expenses.

Deferred output VAT pertains to VAT from sales of property on installments. If the payments in the year of sale do not exceed twenty-five percent (25%) of the gross selling price, the sale will be considered under installment, in which case VAT will be paid based on collections.

Retention payable, which will be released after completion and satisfaction of the terms and conditions of the construction contract, pertains to amount retained by the Group from the contractors' progress billings for the real estate projects of the Group.

Payable to buyers include reservation fees and collections received from prospective lessees or buyers, which are and to be applied as security deposits upon execution of lease contracts or against the total contract price of the real estate sale.

Security deposits pertain to the deposits made by the lessees of the ACPT, Arya commercial units, and dormitory units which are refundable upon termination of the lease less any unsettled balances.

Advance rent pertains to the payments made in advance by the tenants to be applied to their rent payable in the immediately succeeding months or in the last three (3) months of the lease term.

Construction bonds represent noninterest-bearing deposits made by the lessees before the start of construction or fit out of their leased or rented units in ACPT and refundable upon fulfillment of contract provisions.

Other payables pertain to liabilities to SSS, PhilHealth and HDMF.

## **15. RELATED PARTY TRANSACTIONS**

The company engages, in the normal course of business, in various transactions with its related parties which include entities under common control, key management and others.

### **Share Purchase Agreement**

The Parent Company has an outstanding receivable from CPG amounting to ₱36.1 million as at June 30, 2023 and December 31, 2022 arising from a share purchase agreement between the Parent Company, CPG and AOCH1. Under the claw-back provision of the share purchase agreement, the Parent Company warrants the final resolution acceptable to CPG and its counsel with respect to the pending complaint involving the property owned by UPHI, which includes, among others, removing all doubt on the ownership of UPHI over the property. In the event the satisfactory evidence is submitted by the Parent Company to CPG, the latter shall pay to the Parent Company the entire claw-back amount or a portion thereof plus interest earned in which the claw-back amount was held in escrow.

### **Advances for Working Capital**

This pertains to expenses advanced by the Group to the related parties. Outstanding balances of advances for working capital are unsecured, unguaranteed, collectible or payable on demand and to be settled in cash.

The Group's allowance for ECL on due from related parties amounted to nil as at June 30, 2023 and December 31, 2022.



### **Management Fee**

Management fees are recognized for management consultancy, development and administrative services provided by CPG. Outstanding balances are unsecured, noninterest-bearing, payable on demand and to be settled in cash.

### **Compensation of Key Management Personnel**

The compensation of key management personnel are as follows:

	<b>June 2023 (Six Months)</b>	<b>December 2022 (Twelve Months)</b>
Salaries and other employee benefits	<b>41,164,104</b>	106,570,170
Retirement benefits expense	-	26,688,905
	<b>41,164,104</b>	133,259,075

### **Transactions with the Retirement Plan**

The Parent Company's retirement fund is administered and managed by a trustee bank. The fair value of plan assets, which are primarily composed of unit investment trust funds, amount to ₱146.6 million and ₱143.3 million as at June 30, 2023 and December 31, 2022, respectively.

The retirement fund neither provides any guarantee or surety for any obligation of the Parent Company nor its investments covered by any restrictions or liens.

### **Material Non-controlling Interests**

#### *CLLC*

In addition to the advances from the Parent Company, CLLC obtained from Rock & Salt B.V. for its real estate projects. All outstanding balances are unguaranteed, unsecured, bearing interest at 3.5% per annum and payable on demand and in cash.

In December 2021, the Parent Company purchased 214,351 common and 118,982 preferred shares representing 40% of the ownership and voting rights of CLLC for ₱113.2 million from RSBV, resulting to 100% ownership of the Parent Company in CLLC. The difference between the acquisition cost and book value amounting to ₱60.5 million was recorded as reduction to equity reserves. RSBV assigned its shareholder advances and accrued interest receivables amounting to ₱764.1 million which was fully settled in 2022.

#### *SLDC*

Non-controlling interests over SLDC is 41% as at June 30, 2023 and December 31, 2022. SLDC received deposits amounting to ₱196.2 million in 2022 and ₱681.5 million in 2021 for future stock subscription from HHI. These will be applied against future subscription on preferred shares where SEC approve SLDC's application for the change in the par value of authorized preferred shares. As at December 31, 2022, SLDC has already submitted the requirements for the conversion of deposits for future stock subscription to preferred shares pending approval with the SEC.

Deposits for future stock subscription pertains to deposits received from HHI which will be applied against future stock subscriptions at a price of ₱100 per share upon SEC's approval of the Company's application for the change in the par value of authorized preferred shares. The change in the par value of the authorized preferred shares was approved by the SEC on February 17, 2020. On March 17, 2023, the deposits amounting to ₱1,909.6 million were converted to 19,096,407 preferred shares.

Moreover, SLDC received advances from related parties and expenses paid by related parties on behalf of SLDC. All outstanding balances are unsecured, noninterest-bearing, and payable on demand and in cash.



### KHI

On June 1, 2020, the Parent Company assigned 40% of its advances to KHI amounting to ₱195.0 million, in favor of MEC, and bear interest of 3.5% per annum. These are unsecured, unguaranteed, and payable on demand and in cash.

### Bhavana and Bhavya

In December 2021, ALCO sold, transferred and conveyed in favor of Narra Investment Properties Pte. Ltd. ("Narra"), by way of secondary sale, all of its rights, title and interest in and to 40% of the common shares of stock of Bhavana and Bhavya, or 20,000,000 common shares of stock thereof, as well as its shareholder advances and accrued interest receivables aggregating ₱449.4 million in exchange for ₱446.8 million. The transfer of Bhavana and Bhavya shares decreased the effective ownership of ALCO from 100% to 60%. The Parent Company's receivable arising from the sale of interests in Bhavana and Bhavya amounted to nil and ₱4.2 million as at June 30, 2023 and December 31, 2022, respectively (see Note 6).

The Group has the following transactions with the non-controlling interests:

	Amount of Transactions		Outstanding Balance	
	June 2023	December 2022	June 2023	December 2022
<b>Advances for Project Development</b>				
HHI	₱—	₱—	<b>₱495,919,597</b>	₱495,919,597
Narra	—	—	<b>411,200,000</b>	411,200,000
MEC	—	—	<b>195,000,000</b>	195,000,000
RSBV	—	—	—	—
	—	—	<b>₱1,102,119,597</b>	₱1,102,119,597

## 16. EQUITY

The details of the Parent Company's number of common and preferred shares follow:

	June 2023		December 2022	
	Preferred	Common	Preferred	Common
Authorized	<b>50,000,000</b>	<b>16,368,095,199</b>	50,000,000	16,368,095,199
Par value per share	<b>₱1.00</b>	<b>₱0.18</b>	₱1.00	₱0.18
Issued	<b>48,500,000</b>	<b>5,318,095,199</b>	48,500,000	5,318,095,199
Outstanding	<b>28,500,000</b>	<b>5,318,095,199</b>	28,500,000	5,318,095,199

### Preferred Shares

The roll forward analysis of the outstanding preferred shares is as follows:



	June 2023		December 2022	
	Number of shares	Amount	Number of shares	Amount
<b>Issued and outstanding</b>				
Balance at beginning of period	28,500,000	₱28,500,000	42,500,000	₱42,500,000
Issuance during the period	-	-	6,000,000	6,000,000
Redemption during the period	-	-	(20,000,000)	(20,000,000)
Balance at end of period	28,500,000	28,500,000	28,500,000	28,500,000
<b>Parent Company's preferred shares held by a subsidiary</b>	<b>(12,500,000)</b>	<b>(12,500,000)</b>	<b>(12,500,000)</b>	<b>(12,500,000)</b>
	16,000,000	₱16,000,000	16,000,000	₱16,000,000

ALCO issued 12.5 million cumulative, nonvoting, nonparticipating and nonconvertible Peso-denominated preferred shares (the "Series A" preferred shares) to MPI and 30.0 million preferred shares (the "Series B" and "Series C" preferred shares) which are likewise cumulative, nonvoting, nonparticipating, and nonconvertible Peso-denominated, among other conditions, to the public at the issuance price of ₱100 a share at ₱1.00 par value a share. MPI acquired the 12.5 million Series A preferred shares at a ₱1.00 par value a share.

On December 6, 2021, the Parent Company redeemed all of the outstanding 20.0 million Series B Preferred Shares equal to its offer price plus any accrued and unpaid cash dividends due as of date. Treasury shares pertaining to the redemption of 20.0 million Series B Preferred Shares recognized at cost amounted to ₱2,000.0 million as at December 31, 2022.

On December 3, 2021, the Parent Company made a follow-on offering of 6.0 million cumulative, nonvoting, nonparticipating and nonconvertible Peso-denominated preferred shares (the "Series D Preferred Shares, with ₱1.00 par value a share at the issuance price of ₱500 a share. Excess of the proceeds over the total par value amounting to ₱2,994.0 million and transaction costs of ₱29.6 million were recognized as addition and reduction to additional paid-in capital, respectively.

In June 2019, the Company made a follow-on offering of 10.0 million cumulative, nonvoting, nonparticipating and nonconvertible Peso-denominated preferred shares (the "Series C Preferred Shares") with ₱1.00 par value a share at the issuance price of ₱100 a share. Excess of the proceeds over the total par value amounting to ₱990.0 million and transactions costs of ₱12.5 million were recognized as additional and reduction to additional paid-in capital, respectively.

In 2016, ALCO issued 12.5 million cumulative, nonvoting, nonparticipating and nonconvertible Peso-denominated preferred shares (the "Series A Preferred Shares") with ₱1.00 par value a share to MPI. Also in 2016, the Company made a follow-on offering of 20.0 million cumulative, nonvoting, nonparticipating, and nonconvertible Peso-denominated preferred shares (the "Series B preferred shares") with ₱1.00 par value a share at the issuance price of ₱100 a share.

### **Common Shares**

As at June 30, 2023 and December 31, 2022, the Parent Company has issued and outstanding common shares of 5,318,095,199 with par value of ₱0.18 amounting to ₱957.3 million.

### **Dividend Declaration**

The Parent's Company's BOD and stockholders approved the following cash dividends to ALCO's stockholders:



Declaration Date	Stockholders of Record Date	Payment Date	Share	Amount	Dividend per Share
June 30, 2023	July 17, 2023	August 10, 2023	Common Shares	63,817,142	0.012
May 03, 2023	June 01, 2023	June 27, 2023	Series C preferred shares	17,319,000	1.7319
May 03, 2023	May 17, 2023	June 5, 2023	Series D preferred shares	45,000,000	7.5000
January 25, 2023	March 01, 2023	March 27, 2023	Series C preferred shares	17,319,000	1.7319
January 25, 2023	February 08, 2023	March 3, 2023	Series D preferred shares	45,000,000	7.5000
				<b>₱188,455,142</b>	

Declaration Date	Stockholders of Record Date	Payment Date	Share	Amount	Dividend per Share
October 26, 2022	December 5, 2022	December 27, 2022	Series C preferred shares	₱17,319,000	₱1.7319
October 26, 2022	November 14, 2022	December 3, 2022	Series D preferred shares	45,000,000	7.5000
August 5, 2022	September 1, 2022	September 27, 2022	Series C preferred shares	17,319,000	1.7319
August 5, 2022	August 19, 2022	September 3, 2022	Series D preferred shares	45,000,000	7.5000
June 24, 2022	July 11, 2022	August 4, 2022	Common shares	63,817,142	0.012
May 4, 2022	June 2, 2022	June 27, 2022	Series C preferred shares	17,319,000	1.7319
May 4, 2022	May 19, 2022	June 3, 2022	Series D preferred shares	45,000,000	7.5000
February 23, 2022	March 10, 2022	March 27, 2022	Series C preferred shares	17,319,000	1.7319
January 26, 2022	February 11, 2022	March 3, 2022	Series D preferred shares	45,000,000	7.5000
				<b>₱313,093,142</b>	

### **Other Equity Reserves**

This account consists of:

	<b>June 2023</b>	<b>December 2022</b>
Effect of changes in the Parent Company's ownership interest in subsidiaries	169,002,018	169,002,018
Stock options outstanding	7,161,827	7,161,827
Cumulative remeasurement gains (losses) on net retirement liability - net of tax	45,532,590	45,532,590
	<b>221,696,435</b>	<b>221,696,435</b>

#### *Effect of Change in the Parent Company's Ownership Interest in a Subsidiary*

In December 2021, the Parent Company purchased 214,351 common and 118,982 preferred shares representing 40% of the ownership and voting rights of CLLC for ₱113.2 million from RSBV resulting to 100% ownership of the Parent Company in CLLC. The difference between the acquisition cost and book value amounting to ₱60.5 million was recorded as reduction to equity reserves (see Note 15).

In 2020, excess of proceeds over the cost of disposed interest in a subsidiary pertains to the difference between the amount received by ALCO of ₱275.0 million, net of transaction costs and taxes of ₱40.5 million, for the sale of 40% of KHI's shares sold to MEC (see Note 1).

#### *Stock Options Outstanding*

On October 16, 2009, the stockholders approved the 2009 ALCO Stock Option Plan with the objective of providing material incentive to qualified employees of the Group. The total amount of shares which are available and may be issued for this purpose will amount to 10% of ALCO's total outstanding capital stock at any given time. The period during which a Qualified Employee may exercise the option to purchase such number of common shares granted to him/her will be three (3) years commencing after he or she has rendered the mandatory one year service to the Corporation in accordance with the following schedule:

- i. Within the first 12 months from grant date - up to 33.33%
- ii. Within the 13th to the 24th month from grant date - up to 33.33%
- iii. Within the 25th to 36th month from grant date - up to 33.33%



On December 14, 2018, the BOD approved granting options equivalent to not more than 90.0 million common shares to its qualified employees. On June 26, 2020, the number of options granted and issued to qualified employees amounted to 55.4 million shares. The total fair value of stock options granted amounted to ₱6.5 million. The fair values of stock options granted are estimated on the date of grant using the Black-Scholes Merton (BSM) Formula taking into the account the terms and conditions upon which the options were granted. The BSM Formula utilized inputs namely; market value of the share, time to maturity, dividend yield, and risk free rate.

Fair value of each option at grant date is ₱0.14. Assumptions used to determine the fair value of the stock options are as follow:

Weighted average share price	₱0.65
Exercise price	₱0.50
Expected volatility	2.40%
Dividend yield	1.32%
Risk-free interest rate	1.35%

As at June 30, 2023 and December 31, 2022, none of the qualified employees have exercised their options.

### **Use of Proceeds**

#### *Green Bonds – Second Tranche*

The estimated gross proceeds from the offer of the second tranche of the Bonds amounted to ₱2,944.7 million. The actual net proceeds from the offer of the shares, after deducting the related expenses to the offer, amounted to ₱2,949.0 million.

The following tables show the breakdown of the use of the proceeds (amounts in millions):

Purpose	Per Offer Supplement	Actual Net Proceeds	Actual Disbursement as at June 30, 2023	Balance for Disbursement as at June 30, 2023
Development of various projects	₱2,550.0	₱2,550.0	₱–	₱2,550.0
Repayments of loans that financed the construction and development of ACPT	450.0	399.0	150.0	249.0
<b>Total</b>	<b>₱3,000.0</b>	<b>₱2,949.0</b>	<b>₱150.0</b>	<b>₱2,874.0</b>

## **17. REVENUES**

The account consists of:

	<b>June 2023 (Six Months)</b>	<b>June 2022 (Six Months)</b>
Real estate sales of:		
Cebu Exchange	<b>391,244,927</b>	285,640,382
Savya Financial Center	<b>1,520,301,003</b>	290,338,381
Sevina Park	<b>611,636,419</b>	92,765,870
Lucima	<b>661,807,329</b>	296,425,620
	<b>3,184,989,678</b>	965,170,253
Leasing revenue	<b>177,670,627</b>	138,094,070
Property Management fees	<b>9,165,835</b>	9,016,810



	June 2023 (Six Months)	June 2022 (Six Months)
	<b>3,371,826,140</b>	<b>1,112,281,133</b>

Leasing revenue pertains to rent income and CUSA earned from various lease contracts of the Parent Company in ACPT, commercial units of MPI in Arya Residences and dormitory units in Courtyard Hall, in which rent income is recognized on a straight-line basis under PAS 17, *Leases*.

Property management fees pertain to services rendered by EPMI to the Arya Residences Condominium Corporation (ARCC) and Arthaland Century Pacific Tower Condominium Corporation (ACPTCC). The service contract with ARCC has a term of five (5) years commencing on December 1, 2014 and was subsequently renewed for a period of five (5) years commencing on December 1, 2021. Meanwhile, the service contract with ACPTCC has a term of seven (7) years commencing on August 1, 2018, both for the management and maintenance of all common areas of said condominium properties.

## 18. COST AND EXPENSES

The account consists of:

	June 2023 (Six Months)	June 2022 (Six Months)
Cost of real estate sales	<b>1,749,571,068</b>	585,732,889
Cost of leasing operations	<b>63,206,349</b>	51,992,497
Cost of services	<b>20,331,524</b>	15,633,131
	<b>1,833,108,941</b>	653,358,517

## 19. OPERATING EXPENSES

Details of operating expenses by nature are as follows:

	June 2023 (Six Months)	June 2022 (Six Months)
Commissions and Broker's fees	<b>250,111,679</b>	35,611,991
Personnel costs	<b>129,637,118</b>	113,015,447
Taxes and licenses	<b>90,988,456</b>	56,704,111
Advertising	<b>58,717,959</b>	75,343,060
Communication and office expenses	<b>41,846,908</b>	29,657,620
Depreciation and amortization	<b>31,660,874</b>	17,481,478
Insurance	<b>15,841,830</b>	10,938,090
Utilities	<b>13,024,122</b>	2,223,846
Management and professional fees	<b>9,873,529</b>	19,611,671
Transportation and travel	<b>9,647,374</b>	9,537,549
Repairs and maintenance	<b>4,659,062</b>	2,099,465
Rental	<b>3,107,699</b>	1,443,227
Representation	<b>1,507,890</b>	854,504
Others	<b>7,735,881</b>	7,655,361
	<b>668,360,381</b>	382,177,420



## 20. FINANCE COSTS

Finance costs relate to the following:

	June 2023 (Six Months)	June 2022 (Six Months)
Interest expense	508,617,880	176,454,658
Bank charges	16,646,396	1,431,616
	<b>525,264,276</b>	<b>177,886,274</b>

## 21. OTHER INCOME – NET

This account consists of:

	June 2023 (Six Months)	June 2022 (Six Months)
Interest income	53,025,840	4,792,740
Realized gain on disposals of financial assets at FVPL	30,439,161	10,516,118
Unrealized holding gains on financial assets at FVPL	23,687,027	1,857,259
Forfeited collections	14,639,248	2,036,604
Gain on sale of investment properties	1,198,576	-
Loss on disposal of property and equipment	(1,155,355)	-
Foreign exchange gains (losses)	(348,991)	3,214,571
Others	17,303,480	1,305,123
	<b>138,788,986</b>	<b>23,722,415</b>

## 22. NET RETIREMENT LIABILITY

The Parent Company has a funded and non-contributory defined benefit retirement plan covering all of its qualified employees. The retirement benefits are based on years of service and compensation on the last year of employment as determined by an independent actuary. The normal retirement age is 60 with a minimum of five years of credited service. The plan also provides for an early retirement at age 50 with minimum of five years of credited service or late retirement after age 60, both subject to the approval of the Company's BOD.

The plan is exposed to interest rate risks and changes in the life expectancy of qualified employees. The plan is not exposed to significant concentrations of risk on the plan assets.

There are no unusual or significant risks to which the retirement liability exposes the Parent Company. However, in the event a benefit claim arises under the retirement liability, the benefit shall immediately be due and payable from the Parent Company.

The movements of net retirement liability (asset) recognized in the consolidated statements of financial position are as follows:

	June 2023	December 2022
Balance at beginning of period	(33,513,423)	118,443,498
Retirement expense:		
Current service cost	13,273,878	23,235,167



Interest cost	-	3,453,738
Contributions to retirement plan assets	-	(120,000,000)
Remeasurement loss (gains)	-	(62,743,519)
Effect of asset ceiling	-	4,097,693
Balance at end of period	<b>(20,239,545)</b>	<b>(33,513,423)</b>

## 23. INCOME TAXES

The components of provision for income tax are as follows:

	June 2023	June 2022
<b>Reported in Profit or Loss</b>		
Current income tax expense:		
RCIT	<b>150,022,314</b>	169,061,851
MCIT	<b>5,676,817</b>	1,857,580
Final taxes	<b>18,118,280</b>	3,058,111
Gross income tax (GIT)	<b>2,759,204</b>	1,382,922
	<b>176,576,615</b>	175,360,464
Deferred	<b>119,134,140</b>	95,878,478
	<b>295,710,755</b>	271,238,942

### Reported in OCI

Deferred tax benefit related to remeasurement losses on  
net retirement liability

- -

### Deferred Tax Assets and Deferred Tax Liabilities

The components of the Group's recognized deferred tax assets and deferred tax liabilities are as follows:

	June 2023	December 2022
Deferred tax assets:		
NOLCO	<b>393,791,719</b>	325,083,921
Retirement liability	<b>22,437,166</b>	19,118,697
Advance rent	<b>19,557,178</b>	17,686,010
Excess MCIT over RCIT	<b>8,045,010</b>	3,517,773
Unrealized foreign exchange loss	<b>528,771</b>	4,111
Allowance for impairment losses	<b>1,859,633</b>	528,771
	<b>446,219,477</b>	365,939,283
Deferred tax liabilities:		
Cumulative gain on change in fair value of investment properties	<b>1,934,801,023</b>	1,758,663,966
Excess of financial over taxable gross profit	<b>476,322,605</b>	457,850,213
Accrued rent receivable	<b>9,326,793</b>	9,326,793
Depreciation of investment properties	<b>47,368,860</b>	42,365,389
Transfer of fair value to property and equipment	<b>10,221,147</b>	10,333,467
Capitalized debt issue costs	<b>7,893,261</b>	7,979,526
Gain on repossession of real estate for sale	<b>1,327,338</b>	1,327,338
Unrealized foreign exchange gains	<b>2,230,079</b>	2,230,079
	<b>2,489,491,106</b>	2,290,076,771
Net deferred tax liabilities	<b>2,043,271,629</b>	1,924,137,488



The reconciliation between the income tax expense based on statutory income tax rate and effective income tax rate reported in the consolidated statements of comprehensive income is as follows:

	June 2023	June 2022
Income tax computed at statutory tax rate	350,737,648	277,168,307
Add (deduct) tax effects of:		
Dividend income from subsidiaries	(40,103,500)	-
Income subject to GIT	(11,287,051)	(11,803,263)
Income subject to final tax	(8,669,592)	(1,227,713)
Nondeductible expenses and nontaxable income	3,809,004	981,450
Change in unrecognized deferred tax assets	1,224,246	6,120,161
	<b>295,710,755</b>	<b>271,238,942</b>

#### **PEZA Registration**

ACPT is registered with the PEZA as an Ecozone Facilities Enterprise (see Note 1). The scope of its registered activity is limited to development, operation and maintenance of an economic zone.

Under the PEZA Registration Agreement, ACPT is entitled to:

- 5% GIT, in lieu of all national and local taxes; and
- Tax and duty-free importation of capital equipment required for the technical viability and operation of the registered facilities or activities.

Any income from activities of ACPT outside the PEZA-registered activities is subject to RCIT.

#### **Corporate Recovery and Tax Incentives for Enterprises (“CREATE”) Law**

On March 26, 2021, the Corporate Recovery and Tax Incentives for Enterprises (“CREATE”) was approved and signed into law by the country’s President. Under the CREATE, the regular corporate income tax (RCIT) of domestic corporations was revised from 30% to 25% or 20% depending on the amount of total assets or total amount of taxable income. In addition, the minimum corporate income tax (MCIT) was changed from 2% to 1% of gross income for a period of three (3) years. The changes in the income tax rates shall retrospectively become effective beginning July 1, 2020.

However, the income tax rates used in preparing the financial statements as at and for the year ended December 31, 2020 are 30% and 2% for RCIT and MCIT, respectively. The difference amounting to ₱301.2 million arising from the changes in income tax rates was recognized in 2021. Accordingly, the income tax rates used in preparing the interim consolidated financial statements as at June 30, 2023 are 25% and 1% for RCIT and MCIT, respectively.

## **24. FINANCIAL RISK MANAGEMENT OBJECTIVES AND POLICIES**

The Group’s financial instruments comprise cash in banks, cash equivalents, financial assets at FVPL, receivables (excluding advances for project development and accrued rent receivable under straight-line basis of accounting), amounts held in escrow, deposits, loans and bonds payable, accounts payable and other liabilities (except statutory liabilities, advance rent and payable to buyers) and due to a related party.

It is the Group’s policy that no trading in financial instruments shall be undertaken. The main risks arising from the Group’s financial instruments are credit risk, liquidity risk and interest rate risk. The



BOD reviews and approves policies for managing these risks as summarized below.

#### Foreign Currency Risk

The Group's exposure to foreign currency risk is minimal, as it does not enter into significant transactions in currencies other than its functional currency.

#### Credit Risk

The Group's exposure to credit risk arises from the failure of counterparty to fulfill its financial commitments to the Group under the prevailing contractual terms. Financial instruments that potentially subject the Group to credit risk consist primarily of trade receivables, contract assets and other financial assets at amortized cost. The carrying amounts of financial assets at amortized cost represent its maximum credit exposure.

#### *Trade Receivables and Contract Assets*

Management has established a credit policy under which each new customer is analyzed individually for creditworthiness before the Group's standard payment and delivery terms, and conditions are offered. The Group's credit policy includes available external ratings, financial statements, credit agency information, industry information and, in some cases, bank references. Credit limits are established for each customer and reviewed on a regular basis. Any sales on credit exceeding those limits require specific approval from upper level of management. The Group limits its exposure to credit risk by transacting mainly with recognized and creditworthy customers that have undergone its credit evaluation and approval process. Historically, trade receivables are substantially collected within one (1) year and it has no experience of writing-off or impairing its trade receivables due to the effectiveness of its collection. As customary in the real estate business, title to the property is transferred only upon full payment of the purchase price. There are also provisions in the sales contract which allow forfeiture of installments or deposits made by the customer in favor of the Group. Also, customers are required to deposit postdated checks to the Group covering all installment payments. These measures minimize the credit risk exposure or any margin loss from possible default in the payment of installments. Trade receivables from lease are closely monitored on aging of the account. As at June 30, 2023 and December 31, 2022, there were no significant credit concentrations. The maximum exposure at the end of the reporting period is the carrying amount of trade receivables and contract assets.

#### *Other Financial Assets at Amortized Cost*

The Group's other financial assets at amortized cost are mostly composed of cash in banks, cash equivalents, amounts held in escrow and investment in time deposits. The Group limits its exposure to credit risk by investing only with banks that have good credit standing and reputation in the local and international banking industry. These instruments are graded in the top category by an acceptable credit rating agency and, therefore, are considered to be low credit risk investments.

For deposits, credit risk is low since the Group only transacts with reputable companies and individuals with respect to this financial asset.

It is the Group's policy to measure ECL on the above instruments on a 12-month basis. However, when there has been a significant increase in credit risk since origination, the allowance will be based on the lifetime ECL. When determining if there has been a significant increase in credit risk, the Group considers reasonable and supportable information that is available without undue cost or effort and that is relevant for the particular financial instrument being assessed such as, but not limited to, the following factors:

- Actual or expected external and internal credit rating downgrade;
- Existing or forecasted adverse changes in business, financial or economic conditions; and
- Actual or expected significant adverse changes in the operating results of the borrower.



The Group also considers financial assets that are more than 30 days past due to be the latest point at which lifetime ECL should be recognized unless it can demonstrate that this does not represent significant credit risk such as when non-payment arising from administrative oversight rather than resulting from financial difficulty of the borrower.

#### *Financial Assets at FVPL*

The Group is also exposed to credit risk in relation to its investments in money market fund that is measured at FVPL. The maximum exposure at the end of the reporting period is the carrying amount of these investments.

#### **Liquidity Risk**

Liquidity risk is the risk that the Group may not be able to settle its obligations as they fall due.

The Group monitors its risk to a shortage of funds through analyzing the maturity of its financial investments and financial assets and cash flows from operations. The Group monitors its cash position by a system of cash forecasting. All expected collections, check disbursements and other payments are determined on a daily basis to arrive at the projected cash position to cover its obligations.

The Group's objective is to maintain a balance between continuity of funding and flexibility. The Group addresses liquidity concerns primarily through cash flows from operations.

#### **Interest Rate Risk**

Interest rate risk is the risk that future cash flows from a financial instrument (cash flow interest rate risk) or its fair value (fair value interest rate risk) will fluctuate because of changes in market interest rates.

The Group's loans and bonds payable to local banks are subject to fixed interest rates and are exposed to fair value interest rate risk. The re-pricing of these instruments is done on annual intervals.

The Group regularly monitors interest rate movements and on the basis of current and projected economic and monetary data, decides on the best alternative to take. No sensitivity analysis is needed as future interest rate changes are not expected to significantly affect the Group's consolidated net income.

#### **Impact of COVID-19**

The varying levels of community quarantine that have been enforced in the different parts of the country since its initial imposition on March 16, 2020 have created significant impact to business in general. Industries considered as non-essential have been ordered closed, travel restrictions were implemented, and large areas or communities were locked down.

In spite of the difficulties posed by these challenges, the Group has been agile and resilient enough to adopt to the "new normal" the situation has created. It has developed and executed a business continuity protocol which has allowed the Group to continue functioning and operating except in areas where no alternative means, given existing circumstances, are readily available.

## **25. CAPITAL MANAGEMENT OBJECTIVES, POLICIES AND PROCEDURES**

The Group's capital management objectives are to ensure the Group's ability to continue as a going concern and to provide an adequate return to shareholders by pricing products and services commensurate with the level of risk.



The Group monitors capital on the basis of the carrying amount of equity as presented in the statements of financial position. Capital for the reporting periods under review is summarized as follows:

	June 2023	December 2022
Total liabilities	25,143,596,689	24,332,396,159
Total equity	12,970,984,978	12,060,310,930
Debt-to-equity ratio	1.94:1	2.02:1

The Group manages the capital structure and makes adjustments to it in the light of changes in economic conditions and the risk characteristics of the underlying assets. In order to maintain or adjust the capital structure, the Group may adjust the amount of dividends paid to shareholders, issue new shares or sell assets to reduce debt.

## 26. EARNINGS PER SHARE (EPS)

Basic and diluted earnings per share are computed as follows:

	June 2023	June 2022
Net income attributable to equity holders of the Parent Company	698,172,058	757,634,386
Less share of Series C and D Preferred Shares	(124,638,000)	(124,638,000)
	573,534,058	632,996,386
Divided by weighted average number of outstanding common shares	5,318,095,199	5,318,095,199
<b>Basic EPS</b>	<b>0.1078</b>	<b>0.1190</b>
Add dilutive shares arising from stock options	55,400,000	55,400,000
Adjusted weighted average number of common shares for diluted EPS	5,373,495,199	5,373,495,199
<b>Diluted EPS</b>	<b>0.1067</b>	<b>0.1178</b>

Basic EPS is computed by dividing net income for the year attributable to common equity holders of the Parent Company by the weighted average number of common shares issued and outstanding during the year.

Diluted EPS is computed by dividing net income for the year attributable to common equity holders of the Parent Company by the weighted average number of common shares issued and outstanding during the year plus the weighted average number of common shares that would be issued on conversion of all the dilutive potential common shares into common shares.

## 27. FAIR VALUE MEASUREMENT

The following table presents the carrying amounts and fair values of the Group's assets and liabilities measured at fair value and for which fair values are disclosed, and the corresponding fair value



hierarchy:

		June 2023		
		Fair Value		
	Carrying Amount	Quoted Prices in Active Markets (Level 1)	Significant Observable Inputs (Level 2)	Significant Unobservable Inputs (Level 3)
Assets measured at fair value -				
Financial assets at FVPL	2,093,323,837	2,093,323,837	-	-
Investment properties	12,418,481,600	-	2,276,572,733	10,141,908,868
Financial assets at amortized cost -				
Deposits	94,071,376	-	-	94,071,376
	14,605,876,813	2,093,323,837	2,276,572,733	10,235,980,244
Liability for which fair value is disclosed -				
Loans payable	12,174,954,100	-	-	12,174,954,100
Bonds payable		-	-	5,933,497,910
	18,108,452,010	-	-	18,108,452,010

		December 2022		
		Fair Value		
	Carrying Amount	Quoted Prices in Active Markets (Level 1)	Significant Observable Inputs (Level 2)	Significant Unobservable Inputs (Level 3)
Assets measured at fair value:	2,246,039,822	2,246,039,822	-	-
Financial assets at FVPL	11,273,784,260	-	1,845,950,292	9,427,833,968
Investment properties				
Asset for which fair value is disclosed -				
Financial assets at amortized cost -	-	-	-	-
Deposits	93,309,077	-	-	93,309,077
	13,613,133,159	2,246,039,822	1,845,950,292	9,521,143,045
Liability for which fair value is disclosed -				
Loans payable	11,764,154,679	-	-	11,764,154,679
Bonds payable	5,925,771,148	-	-	5,925,771,148
	17,689,925,827	-	-	17,689,925,827

The table below presents the financial assets and liabilities of the Group whose carrying amounts approximate fair values as at June 30, 2023 and December 31, 2022:

	June 2023	December 2022
Financial assets:		
Cash and cash equivalents	5,866,232,042	4,796,293,662
Receivables*	2,293,953,641	2,333,150,925
Contract assets	4,512,827,168	3,920,367,468
Amounts held in escrow	241,945,446	244,142,706
	12,914,958,297	11,293,954,761
Financial liabilities:		
Accounts payable and other liabilities**	2,194,525,581	2,143,842,468
Advances from non-controlling interests	1,102,119,597	1,102,119,597
	3,296,645,178	3,245,962,065



\*Excludes accrued rent receivable under straight-line basis of accounting aggregating to ₱46.0 million and ₱46.9 million as at June 30, 2023 and December 31, 2022, respectively.

\*\*Excludes payable to buyers, advance rent and statutory liabilities aggregating to ₱1,371.4 million and ₱1,238.4 million as at June 30, 2023 and December 31, 2022, respectively.

## 28. CLASSIFICATION OF CONSOLIDATED STATEMENTS OF FINANCIAL POSITION ACCOUNTS

The Group's current portions of its assets and liabilities are as follows:

	June 2023	December 2022
<b>Current Assets</b>		
Cash and cash equivalents	5,866,232,042	4,796,293,662
Financial asset at fair value through profit or loss	2,093,323,837	2,246,039,822
Receivables	2,339,991,714	2,380,054,645
Contract assets	4,512,827,168	3,920,367,468
Real estate for sale	8,351,997,910	9,381,383,586
Other assets*	1,934,134,832	1,836,051,933
	<b>25,098,507,503</b>	<b>24,560,191,116</b>

\*Excludes non-current portion of deposits and deferred input VAT amounting to ₱277.0 million and ₱224.8 million as at June 30, 2023 and December 31, 2022, respectively.

<b>Current Liabilities</b>		
Current portion of loans payable	6,330,328,014	5,361,980,186
Accounts payable and other liabilities	3,565,971,090	3,382,198,303
Contract liabilities	320,715,503	231,469,884
Advances from non-controlling interests	1,102,119,597	1,102,119,597
	<b>11,319,134,204</b>	<b>10,077,767,970</b>

## 29. OPERATING SEGMENT INFORMATION

The Group is organized into operating segments based on the type of product or service. The Group's reportable operating segments relates to sale of real estate, leasing and property management services.

All of the assets relating to the Group's operating segments are located in the Philippines. Accordingly, reporting operating segments per geographical business operation is not required.

Segment assets, liabilities and revenue and expenses are measured in accordance with PFRS. The presentation and classification of segment revenue and expenses are consistent with the consolidated statements of comprehensive income. The presentation and classification of segment assets and liabilities are consistent with the consolidated statements of financial position.

The following tables present revenue and expense information and certain assets and liabilities information regarding the different business segments as at and for the period ended June 30, 2023, December 31, 2022 and June 30, 2022:

	June 2023					
	Sale of Real Estate	Leasing	Property Management Services	Corporate	Eliminations	Total
Segment revenue	3,184,989,678	177,670,627	115,052,728	-	(105,886,893)	3,371,826,140
Segment expenses	(1,790,748,038)	(63,206,349)	(61,279,391)	(692,122,437)	105,886,893	(2,501,469,322)



June 2023						
	Property Management Services					
	Sale of Real Estate	Leasing	Services	Corporate	Eliminations	Total
Segment profit	1,394,241,640	114,464,278	53,773,337	(692,122,437)	-	870,356,818
Net gain on change in fair value of investment properties		716,216,644	-	-	-	716,216,644
Finance cost	(199,866,588)	(420,320,157)	-	(8,676,091)	103,598,560	(525,264,276)
Other income - net	-	-	-	138,788,986		138,788,986
Income before income tax	1,194,375,052	410,360,765	53,773,337	(562,009,542)	103,598,560	1,200,098,172
Provision for income tax						295,710,755
Net income						904,387,417
Other comprehensive income						-
Total comprehensive income						904,387,417
Assets	8,351,997,910	12,418,481,600	21,508,302	26,295,782,918	(8,973,189,063)	38,114,581,667
Liabilities	(4,910,436,878)	(5,092,115,702)	-	(22,561,032,135)	7,419,988,026	(25,143,596,689)

December 2022						
	Property Management Services					
	Sale of Real Estate	Leasing	Services	Corporate	Eliminations	Total
Segment revenue	2,595,989,838	308,367,000	287,539,419	-	(269,205,063)	2,922,691,194
Segment expenses	(1,714,041,387)	(118,369,626)	(114,827,072)	(879,780,228)	150,960,138	(2,676,058,175)
Segment profit	881,948,451	189,997,374	172,712,347	(879,780,228)	(118,244,925)	246,633,019
Net gain on change in fair value of investment properties	-	1,435,889,906	-	-	-	1,435,889,906
Finance cost	(242,859,908)	-	-	(500,672,464)	242,859,908	(500,672,464)
Other income - net	-	-	-	68,051,894	-	68,051,894
Income before income tax	639,088,543	1,625,887,280	172,712,347	(1,312,400,798)	124,614,983	1,249,902,355
Provision for income tax						(376,837,638)
Net income						873,064,717
Other comprehensive income (loss)						43,984,369
Total comprehensive income						917,049,086
Assets	9,746,531,596	11,277,167,365	24,644,541	24,702,238,191	(9,357,874,604)	36,392,707,089
Liabilities	(4,685,204,776)	(1,425,000,000)	-	(26,004,371,346)	7,782,179,963	(24,332,396,159)

June 2022						
	Property Management Services					
	Sale of Real Estate	Leasing	Services	Corporate	Eliminations	Total
Segment revenue	965,170,253	138,094,070	141,752,563	-	(132,735,753)	1,112,281,133
Segment expenses	(592,785,890)	(51,992,497)	(55,272,290)	(468,221,013)	132,735,753	(1,035,535,937)
Segment profit	372,384,363	86,101,573	86,480,273	(468,221,013)	-	76,745,196
Net gain on change in fair value of investment properties	-	1,144,992,711	-	-	-	1,144,992,711
Finance cost	(31,069,013)	(246,831,487)	-	(8,461,130)	108,475,356	(177,886,274)
Other income - net	-	-	-	23,722,415	-	23,722,415
Income before income tax	341,315,350	984,262,797	86,480,273	(452,959,728)	108,475,356	1,067,574,048
Provision for income tax						271,238,942
Net income						796,335,106
Other comprehensive income						-
Total comprehensive income						796,335,106
Assets	8,952,436,741	11,013,659,887	17,554,689	22,354,022,233	(8,610,208,323)	33,727,465,227
Liabilities	(5,035,039,962)	(4,973,606,150)	-	(18,735,638,335)	7,029,797,466	(21,714,486,981)



### 30. FINANCIAL RATIOS

Below is a schedule showing financial soundness indicators for the period ended June 30, 2023, December 31, 2022 and June 30, 2022:

RATIO	FORMULA	JUN 2023	DEC 2022	JUN 2022
Current Ratio	$\frac{\text{Current Assets}}{\text{Current Liabilities}}$	2.22:1	2.44:1	1.95:1
Acid Test Ratio	$\frac{\text{Quick Assets}}{\text{Current Liabilities}}$	0.91:1	0.93:1	0.64:1
Solvency Ratios	$\frac{\text{Net Income before depreciation}}{\text{Total liabilities}}$	0.04:1	0.04:1	0.04:1
Debt-to-Equity Ratio	$\frac{\text{Total Liabilities}}{\text{Total Equity}}$	1.94:1	2.02:1	1.81:1
Debt to Equity Ratio for Loan covenant	$\frac{\text{Total Debt [Bonds and loans payable, amount payable for purchase of interest in a subsidiary and advances from non-controlling interest] to Total Equity}}{\text{Total Equity}}$	1.48:1	1.56:1	1.29:1
Asset-to-Equity Ratio	$\frac{\text{Total Assets}}{\text{Total Equity}}$	2.94:1	3.02:1	2.81:1
Interest Rate Coverage Ratio	$\frac{\text{Pretax Income before Interest}}{\text{Interest expense}}$	3.36:1	3.51:1	7.05:1
Return on Equity	$\frac{\text{Net Income}}{\text{Average Equity excluding Preferred Shares}}$	10.63%	11.59%	10.72%
Return on Assets	$\frac{\text{Net Income}}{\text{Average Total assets}}$	2.52%	3%	2.57%
Net Profit Margin	$\frac{\text{Net Income}}{\text{Revenue}}$	27%	30%	72%
Basic Earnings per Share	$\frac{\text{Net income less dividends declared}}{\text{Outstanding common shares}}$	0.1078	0.1075	0.1190
Price to Earnings Ratio	$\frac{\text{Market Price per share}}{\text{Earnings per share}}$	4.64:1	5.21:1	4.79:1
Dividend Yield	$\frac{\text{Dividends per share}}{\text{Market price per share}}$	2.40%	2.14%	2.11%

December 2022 ratio is based on full year income while June 2023 and June 2022 ratios are based on six-month income.

### 31. EVENTS AFTER THE REPORTING PERIOD

#### Declaration of Cash Dividends

The Parent Company's BOD approved and declared the following cash dividends:

Class of shares	Declaration Date	Stockholders of Record Date	Payment Date	Amount	Dividend per Share
Series C preferred shares	August 02, 2023	August 31, 2023	September 27, 2023	₱17,319,000	₱1.7319
Series D preferred shares	August 02, 2023	August 16, 2023	September 05, 2023	₱45,000,000	₱7.5000

The dividends shall be taken out of the unrestricted earnings of the Parent Company as at June 30, 2023.



## Item 2: Management's Discussion and Analysis of Financial Condition and Results of Operations

### FINANCIAL POSITION

JUNE 2023 vs DECEMBER 2022

	JUN 30, 2023	DEC 31, 2022	% Change
Cash and cash equivalents	₱5,866,232,042	₱4,796,293,662	22%
Financial assets at fair value through profit or loss (FVPL)	2,093,323,837	2,246,039,822	-7%
Receivables	2,339,991,714	2,380,054,645	-2%
Contract Assets	4,512,827,168	3,920,367,468	15%
Real estate for sale	8,351,997,910	9,381,383,586	-11%
Investment properties	12,418,481,600	11,273,784,260	10%
Property and equipment	320,563,646	333,940,003	-4%
Net retirement asset	23,306,405	36,058,483	-35%
Other Assets	2,187,857,345	2,024,785,160	8%
<b>Total Assets</b>	<b>38,114,581,667</b>	<b>36,392,707,089</b>	<b>5%</b>
Accounts payable and other liabilities	3,565,971,090	3,382,198,303	5%
Loans payable	12,174,954,100	11,764,154,679	3%
Bonds payable	5,933,497,910	5,925,771,148	0%
Contract liabilities	320,715,503	231,469,884	39%
Advances from non-controlling interests	1,102,119,597	1,102,119,597	0%
Net retirement liability	3,066,860	2,545,060	21%
Net deferred tax liabilities	2,043,271,629	1,924,137,488	6%
<b>Total Liabilities</b>	<b>25,143,596,689</b>	<b>24,332,396,159</b>	<b>3%</b>
Equity attributable to equity holders of the Parent Company			
Capital stock	1,005,757,136	1,005,757,136	0%
Additional paid-in capital	5,973,360,513	5,973,360,513	0%
Retained earnings	5,422,261,169	4,912,544,253	10%
Other equity reserves	221,696,435	221,696,435	0%
Treasury shares	(2,000,000,000)	(2,000,000,000)	0%
Parent Company's preferred shares held by a subsidiary	(12,500,000)	(12,500,000)	0%
	10,610,575,253	10,100,858,337	5%
Non-controlling interests	2,360,409,725	1,959,452,593	20%
<b>Total Equity</b>	<b>12,970,984,978</b>	<b>12,060,310,930</b>	<b>8%</b>
<b>Total Liabilities and Equity</b>	<b>₱38,114,581,667</b>	<b>₱36,392,707,089</b>	<b>5%</b>

The Company's total resources increased by 5% from ₱36 billion as of December 2022 to ₱38 billion as of June 30, 2023.

#### Causes for any material changes (+/- 5% or more) in the financial statements:

##### *22% Increase in Cash and Cash Equivalents*

Mainly due to the proceeds from sale of Savya Financial Center office units and parking slots and net cash generated from financing activities during the period.



*7% Decrease in Financial assets at FVPL*

Due to partial termination of money market placements which were subsequently used for regular operational disbursements.

*15% Increase in Contract Assets*

Due to an excess of total revenues from real estate sales recognized based on project's percentage of completion (POC) compared to the amounts already owed and payable by the buyers.

*11% Decrease in Real Estate for Sale*

Retention of Cebu Exchange office units and parking slots to further increase CLLC's recurring income, resulted to change in classification from Real estate for sale to Investment Properties. Larger area was reclassified in 2023 as compared to 2022.

*10% Increase in Investment Properties*

Attributed mainly to the additional office units and parking slots at CebEx retained by CLLC as part of its investment properties for lease for purposes of increasing its recurring income. These units were initially recorded at cost and subsequently remeasured at fair value.

*35% Decrease in Net Retirement Asset*

Due to additional retirement expense accrued for the period.

*8% Increase in Other Assets*

Largely due to payment of advances for project development and prepayments for commissions.

Total liabilities slightly increased by 3% from ₱24.3 billion on December 31, 2022 to ₱25.1 billion as at June 30, 2023 due to the following:

*5% Increase in Accounts Payable and Other Liabilities*

Due to accrual of construction cost relative to incremental POC, income tax from higher sales and additional customers' deposits.

*39% Increase in Contract Liabilities*

Due to higher collections as against project's POC.

*21% Increase in Retirement Liability*

Due to provision of retirement expense for the period.

*6% Increase in Net Deferred Tax Liabilities*

Mainly due to the deferred tax on the gain on change in fair value of investment properties.

Total equity increased by 8% from ₱12.1 billion on December 31, 2022 to ₱13.0 billion as at June 30, 2023 due to the following:

*10% Increase in Retained Earnings*

Due to the net income for the first half of 2023, net of dividends declared.

*20% Increase in Non-Controlling Interests*

Largely due to the recognition of NCI's share in the net income of KHI and Bhavana and additional deposit for future stock subscription from a shareholder.

## **FINANCIAL RATIOS**



## JUNE 2023 vs DECEMBER 2022

RATIO	FORMULA	JUN 2023	DEC 2022
Current Ratio	$\frac{\text{Current Assets}}{\text{Current Liabilities}}$	2.22:1	2.44:1
Acid Test Ratio	$\frac{\text{Quick Assets}}{\text{Current Liabilities}}$	0.91:1	0.93:1
Solvency Ratios	$\frac{\text{Net Income before depreciation}}{\text{Total liabilities}}$	0.04:1	0.04:1
Debt-to-Equity Ratio	$\frac{\text{Total Liabilities}}{\text{Total Equity}}$	1.94:1	2.02:1
Debt to Equity Ratio for Loan covenant	$\frac{\text{Total Debt [Bonds and loans payable, amount payable for purchase of interest in a subsidiary and advances from non-controlling interest] to Total Equity}}{\text{Total Equity}}$	1.48:1	1.56:1
Asset-to-Equity Ratio	$\frac{\text{Total Assets}}{\text{Total Equity}}$	2.94:1	3.02:1
Interest Rate Coverage Ratio	$\frac{\text{Pretax Income before Interest}}{\text{Interest expense}}$	3.36:1	3.51:1
Return on Equity	$\frac{\text{Net Income}}{\text{Average Equity excluding Preferred Shares}}$	10.63%	11.59%
Return on Assets	$\frac{\text{Net Income}}{\text{Average Total assets}}$	2.52%	3.00%
Net Profit Margin	$\frac{\text{Net Income}}{\text{Revenue}}$	27%	30%
Basic Earnings per Share	$\frac{\text{Net income less dividends declared}}{\text{Outstanding common shares}}$	0.1078	0.1075
Price to Earnings Ratio	$\frac{\text{Market Price per share}}{\text{Earnings per share}}$	4.73:1	5.21:1
Dividend Yield	$\frac{\text{Dividends per share}}{\text{Market price per share}}$	2.40%	2.14%

## FINANCIAL RATIOS

### JUNE 2023 vs JUNE 2022

Ratio	Formula	JUN 2023	JUN 2022
Current Ratio	$\frac{\text{Current Assets}}{\text{Current Liabilities}}$	<b>2.22:1</b>	1.95:1
Acid Test Ratio	$\frac{\text{Quick Assets}}{\text{Current Liabilities}}$	<b>0.91:1</b>	0.64:1
Solvency Ratios	$\frac{\text{Net Income before depreciation}}{\text{Total liabilities}}$	<b>0.04:1</b>	0.04:1
Debt-to-Equity Ratio	$\frac{\text{Total Liabilities}}{\text{Total Equity}}$	<b>1.94:1</b>	1.81:1
Debt-to-Equity Ratio for Loan covenant	$\frac{\text{Total Debt [Bonds and loans payable, amount payable for purchase of interest in a subsidiary and advances from non-controlling interest] to Total Equity}}{\text{Total Equity}}$	<b>1.4:1</b>	1.2:1
Asset-to-Equity Ratio	$\frac{\text{Total Assets}}{\text{Total Equity}}$	<b>2.94:1</b>	2.81:1
Interest Rate Coverage Ratio	$\frac{\text{Pretax Income before Interest}}{\text{Interest expense}}$	<b>3.36:1</b>	7.05:1
Return on Equity	$\frac{\text{Net Income}}{\text{Average Equity excluding Preferred Shares}}$	<b>10.63%</b>	10.72%
Return on Assets	$\frac{\text{Net Income}}{\text{Average Total assets}}$	<b>2.52%</b>	2.57%



Ratio	Formula	JUN 2023	JUN 2022
Net Profit Margin	$\frac{\text{Net Income}}{\text{Revenue}}$	27%	72%
Basic Earnings per Share	$\frac{\text{Net income less dividends declared}}{\text{Outstanding common shares}}$	0.1078	0.1190
Price to Earnings Ratio	$\frac{\text{Market Price per share}}{\text{Earnings per share}}$	4.64:1	4.79:1
Dividend Yield	$\frac{\text{Dividends per share}}{\text{Market price per share}}$	2.40%	2.11%

## RESULTS OF OPERATIONS

JUNE 2023 vs JUNE 2022

	JUN 30, 2023	JUN 30, 2022	% Change
Revenues	₱3,371,826,140	₱1,112,281,133	203%
Cost and Expenses	1,833,108,941	653,358,517	181%
GROSS INCOME	1,538,717,199	458,922,616	235%
Administrative expenses	359,530,743	271,222,369	33%
Selling and marketing expenses	308,829,638	110,955,051	178%
OPERATING EXPENSES	668,360,381	382,177,420	75%
INCOME FROM OPERATIONS	870,356,818	76,745,196	1034%
OTHER OPERATING INCOME (EXPENSES)			
Finance costs	(525,264,276)	(177,886,274)	195%
Net gain on change in fair value of investment properties	716,216,644	1,144,992,711	-37%
Other income – net	138,788,986	23,722,415	485%
INCOME BEFORE INCOME TAX	1,200,098,172	1,067,574,048	12%
PROVISION FOR INCOME TAX	295,710,755	271,238,942	9%
NET INCOME	₱904,387,417	₱796,335,106	14%
NET INCOME ATTRIBUTABLE TO:			
Equity holders of Parent Company	698,172,058	757,634,386	-8%
Non-controlling interests	206,215,359	38,700,720	433%
	₱904,387,417	₱796,335,106	14%

In the first half of 2023, the Group's total revenues have surged by 203%, from ₱1.1 billion in 2022 to ₱3.4 billion in 2023. Likewise, the Group's Net Income posted a 14% growth within a six-month period from ₱796 million in 2022 to ₱904 million in 2023.

### Causes for any material changes (+/- 5% or more) in the financial statements:

#### 203% Increase in Revenues

Mainly due to the sale of office units and parking slots at Savva Financial Center, commercial lots at Sevina Park and residential units at Lucima.

#### 181% Increase in Cost and Expenses



Relative to higher sales bookings recognized for the period.

*33% Increase in Administrative Expenses*

Primarily driven by higher real property taxes, insurance, and other pre-operating expenses related to completed projects.

*178% Increase in Selling & Marketing Expenses*

Largely due to increase in Broker's fees due to higher sales take up for the period, as well as increase in selling and marketing activities.

*195% Increase in Finance Costs*

Due to non-capitalization of borrowing cost for completed projects, as well as interest associated to Green Bonds Tranche 2, pending disbursements to eligible green projects.

*37% Decrease in Net Gain on Change in Fair Value of Investment Properties*

As part of management plan to increase recurring income, office and retail units and parking slots in CLLC's Cebu Exchange were reclassified from inventory for sale to properties for lease, these units were initially recorded at cost and subsequently remeasured at fair value recognizing fair value gain. We have reclassified 5k and 11k sqm of office and retail units and parking slots in June 2023 and 2022, respectively. This resulted mainly to higher fair value gain in 2022 due to larger area reclassified as compared to 2023.

*485% Increase in Other Income - net*

Mainly attributable to higher realized gain on disposals of financial assets at FVPL, holding gains and interest income.

*9% Increase in Provision for Income Tax*

Due to higher net income and revaluation gain from investment properties recognized for the period.

## RESULTS OF OPERATIONS

April - June 2023 vs April – June 2022

	APRIL 1 - JUN 30, 2022	APRIL 1 - JUN 30, 2021	% Change
Revenues	<b>₱2,536,397,571</b>	₱622,585,164	307%
Cost of sales and services	<b>1,428,386,537</b>	421,766,521	239%
GROSS INCOME	<b>1,108,011,034</b>	200,818,643	452%
Administrative expenses	<b>206,453,492</b>	144,854,969	43%
Selling and marketing expenses	<b>238,299,230</b>	58,850,365	305%
OPERATING EXPENSES	<b>444,752,722</b>	203,705,334	118%
OPERATING INCOME (LOSS)	<b>663,258,313</b>	(2,886,691)	-23076%
OTHER OPERATING INCOME (EXPENSES)			
Finance costs	<b>(261,636,419)</b>	(90,951,648)	188%
Gain on change in FV of investment properties	<b>481,138,134</b>	954,184,956	-50%
Other income – net	<b>114,242,137</b>	10,868,034	951%
	<b>333,743,852</b>	874,101,342	-62%



	APRIL 1 - JUN 30, 2022	APRIL 1 - JUN 30, 2021	% Change
INCOME BEFORE INCOME TAX	997,002,164	871,214,651	14%
Provision for income tax	234,694,442	219,704,481	7%
<b>NET INCOME</b>	<b>₱762,307,722</b>	<b>₱651,510,170</b>	<b>17%</b>

The Group's revenue is up quarter-on-quarter by 307% from ₱622.6 million in 2022 to P2.54 billion in 2023. Likewise, the Group's net income increased by 17% from P651.5 million in 2022 to ₱762.3 million in 2023.

#### **Causes for any material changes (+/- 5% or more) in the financial statements**

##### *307% Increase in Revenues*

Mainly due to the sale of office units and parking slots at Savya Financial Center and residential units at Lucima.

##### *239% Increase in Cost of Sales and Services*

Relative to higher sales take up recognized for the period.

##### *43% Increase in Administrative Expenses*

Largely due to real property taxes, utilities and other pre-operating expenses of completed projects.

##### *305% Increase in Selling and Marketing Expenses*

Largely due to increase in Broker's fees due to higher sales take up for the period, as well as increase in selling and marketing activities.

##### *188% Increase in Finance Costs*

Arises due to non-capitalization of borrowing cost for completed projects as well as interest associated to Green Bonds Tranche 2 pending disbursements to eligible green projects.

##### *50% Decrease in Gain on change in FV of Investment Properties*

As part of management plan to increase recurring income, office and retail units and parking slots in CLLC's Cebu Exchange were reclassified from inventory for sale to properties for lease, these units were initially recorded at cost and subsequently remeasured at fair value recognizing fair value gain. We have reclassified 5k and 11k sqm of office and retail units and parking slots in Q2 2023 and Q2 2022, respectively. This resulted mainly to higher fair value gain in 2022 due to larger area reclassified as compared to 2023.

##### *951% Increase in Other Income - Net*

Mainly attributable to higher realized gain on disposals of financial assets at FVPL, holding gains and interest income.

##### *7% Increase in Provision for income tax*

Due to higher net income and revaluation gain from investment properties recognized for the quarter.



**SEC FORM 17-Q (THIRD QUARTER 2023)**

**ARTHALAND CORPORATION  
SPECIAL STOCKHOLDERS MEETING  
31 JANUARY 2024, WEDNESDAY, 9:00AM**



## COVER SHEET

A	S	9	4	0	0	7	1	6	0		
---	---	---	---	---	---	---	---	---	---	--	--

SEC Registration Number

A	R	T	H	A	L	A	N	D		C	O	R	P	O	R	A	T	I	O	N		A	N	D								
S	U	B	S	I	D	I	A	R	I	E	S																					

(Company's Full Name)

7	F		A	R	T	H	A	L	A	N	D		C	E	N	T	U	R	Y		P	A	C	I	F	I	C		T	O	W	E	R
5	T	H		A	V	E	N	U	E		C	O	R	N	E	R		3	0	T	H		S	T	R	E	E	T					
B	O	N	I	F	A	C	I	O		G	L	O	B	A	L		C	I	T	Y													
T	A	G	U	I	G		C	I	T	Y																							

(Business Address: No. Street City/Town/Province)

MARIVIC S. VICTORIA
---------------------

(Contact Person)

(+632) 8403-6910
------------------

(Company Telephone Number)

1	2		3	1								1	7	-	Q										0	6	Last	Fri			
Month			Day													(Form Type)										Month		Day			

(Fiscal Year)

(Annual Meeting)

N.A.

(Secondary License Type, If Applicable)

--

Dept. Requiring this Doc.

--

Amended Articles  
Number/Section

1,923
-------

Total No. of Stockholders

Total Amount of Borrowings

--

Domestic

--

Foreign

To be accomplished by SEC Personnel concerned

--	--	--	--	--	--	--	--	--	--

File Number

LCU

--	--	--	--	--	--	--	--	--	--

Document ID

Cashier



**ARTHALAND CORPORATION**

(Company's Full Name)

**7/F ArthaLand Century Pacific Tower, 5th Avenue corner 30th Street**

**Bonifacio Global City, Taguig City**

(Company's Address)

**8403-6910**

(Telephone Number)

**December 31**

(Fiscal year ending)

(month & day)

**June 30**

(Annual Meeting)

**SEC FORM 17 – Q QUARTERLY REPORT**

(Form Type)

Amendment Designation (If applicable)

**September 30, 2023**

(Period Ended Date)

\_\_\_\_\_  
(Secondary License Type & File Number)

\_\_\_\_\_  
LCU

\_\_\_\_\_  
(Cashier)

\_\_\_\_\_  
DTU

**ASO-94-007160**

(SEC Number)

\_\_\_\_\_  
Central Receiving Unit

\_\_\_\_\_  
File Number

\_\_\_\_\_  
Document I.D.



SECURITIES AND EXCHANGE COMMISSION

SEC FORM 17-Q  
QUARTERLY REPORT PURSUANT TO SECTION 11 OF THE  
REVISED SECURITIES ACT AND RSA RULE 11(a)-1 (b)(2) THEREUNDER

1. For the quarterly period ended September 30, 2023

2. Commission Identification No. ASO-94-007160

3. BIR TIN 004-450-721-0000

4. Exact name of registrant as specified in its character

**ARTHALAND CORPORATION**

5. Incorporated in Metro Manila, Philippines on August 10, 1994.

6. Industry Classification Code \_\_\_\_\_ (SEC Use Only).

7. Address of registrant's principal office Postal Code  
**7/F ArthaLand Century Pacific Tower, 5th Avenue corner 30th Street,  
Bonifacio Global City, Taguig City** **1634**

8. Registrant's Telephone Number : 8403-6910

9. Former name, former address and former fiscal year, if changed since last report: Not Applicable

10. Securities registered pursuant to Sections 4 and 8 of the RSA

<u>Title of Each Class</u>	<u>Number of Shares Outstanding</u>	<u>Amount of Debt Outstanding</u>
<b>Common Shares</b>	<b>5,318,095,199 (₱0.18 par value)</b>	<b>None</b>
<b>Preferred Shares – Series A</b>	<b>12,500,000 (₱1.00 par value)</b>	<b>None</b>
<b>Preferred Shares – Series B</b>	<b>20,000,000 (₱1.00 par value)</b>	<b>None</b>
<b>Preferred Shares – Series C</b>	<b>10,000,000 (₱1.00 par value)</b>	<b>None</b>
<b>Preferred Shares – Series D</b>	<b>6,000,000 (₱1.00 par value)</b>	<b>None</b>

11. Are any or all of the securities listed on the Philippine Stock Exchange?

YES [ X ]

NO [ ]

If yes, state the name of such Stock Exchange and the class/es of securities listed therein:

Philippine Stock Exchange – ALL Outstanding Common Shares and Preferred Shares Series C and D ONLY.

12. Indicate by check mark whether the registrant :

(a) has filed all reports required to be filed by Section 11 of the Revised Securities Act (RSA) and RSA Rule (a)-1 thereunder and Sections 26 and 141 of the Corporation Code of the Philippines, during the preceding 12 months (or for such shorter period the registrant was required to file such reports).

YES [ X ]

NO [ ]

(b) has been subject to such filing requirements for the past 90 days.

YES [ X ]

NO [ ]



## PART I - FINANCIAL INFORMATION

### Item 1. Financial Statements

***See attached.***

### Item 2. Management's Discussion and Analysis of Financial Condition and Results of Operations

***See attached.***

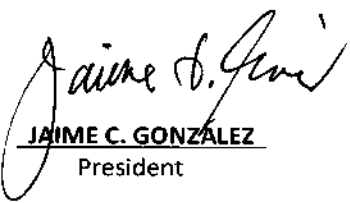
## PART II - OTHER INFORMATION


There are no other information for the period not previously reported in SEC Form 17-C.

## SIGNATURES

Pursuant to the requirements of the Revised Securities Act, the registrant has duly caused this report to be signed on its behalf by the undersigned thereunto duly authorized.

Issuer : ARTHALAND CORPORATION

Signature and Title :   
JAIME C. GONZALEZ  
President

Signature and Title :   
MARIVIC VICTORIA  
Chief Finance Officer

Date : October 25, 2023



**ITEM 1. Financial Statements Required under SRC RULE 68.1**

1. Basic and Diluted Earnings per Share (See attached Income Statement).
2. The accompanying consolidated interim financial statements of **Arthaland Corporation (ALCO)** were prepared in accordance with accounting principles generally accepted in the Philippines as set forth in Philippine Financial Reporting Standards (PFRS) and Philippine Accounting Standards (PAS).
3. Notes to Financial Statements:
  - a. The accompanying consolidated interim financial statements of **ALCO** were prepared in accordance with PFRS. The financial statements have been prepared using the historical cost basis, except for investment properties and certain financial instruments that are measured at fair values, and net retirement liability which is carried at the present value of the defined benefit obligation at the end of the reporting period. The consolidated interim financial statements are presented in Philippine Pesos.
  - b. There is no significant seasonality or cycle of interim operations.
  - c. There are no material events subsequent to the end of the interim period not previously reported in SEC form 17-C.
  - d. Except as otherwise disclosed separately and mentioned in the general information in this Report, there are no changes in the composition of the issuer during the interim period including business combinations, acquisition of subsidiaries and long-term investments, restructurings and discontinuing operations.
  - e. There are no material changes in the contingent liabilities or contingent assets since the last annual balance sheet date.
  - f. There are no material contingencies and any other events or transactions that are material to an understanding of the current interim period.
  - g. Except as otherwise disclosed separately and excluding those projects already in ALCO's pipeline as outlined in this Report, there are no other material commitments for capital expenditures since the last annual balance sheet date.
  - h. Except as otherwise disclosed separately and mentioned in the analysis of financial risks in this Report, there are no other known trends, events or uncertainties that have had or that are reasonably expected to have a material favorable or unfavorable impact on net sales or revenues or income from continuing operations. There is no foreseen event that will cause a material change in the relationship between costs and revenues.
  - i. There are no material off-balance sheet transactions, arrangements, obligations and other relationship of the company with unconsolidated entities or other persons created during the reporting period.



**ARTHALAND CORPORATION AND SUBSIDIARIES**  
**CONSOLIDATED STATEMENTS OF FINANCIAL POSITION**  
**AS OF SEPTEMBER 30, 2023 AND DECEMBER 31, 2022**

	Note	SEPTEMBER 30, 2023 (UNAUDITED)	DECEMBER 31, 2022 (AUDITED)
<b>ASSETS</b>			
Cash and cash equivalents	4	₱5,524,455,449	₱4,796,293,662
Financial assets at fair value through profit or loss (FVPL)	5	1,796,738,876	2,246,039,822
Receivables	6	2,129,316,028	2,380,054,645
Contract assets	7	4,249,725,051	3,920,367,468
Real estate for sale	8	8,600,060,634	9,381,383,586
Investment properties	9	12,418,187,596	11,273,784,260
Property and equipment	10	320,411,447	333,940,003
Net retirement asset	22	23,783,268	36,058,483
Other assets	11	1,961,925,749	2,024,785,160
		<b>₱37,024,604,098</b>	<b>₱36,392,707,089</b>
<b>LIABILITIES AND EQUITY</b>			
<b>Liabilities</b>			
Accounts payable and other liabilities	14	₱3,455,334,207	₱3,382,198,303
Loans payable	12	11,612,923,677	11,764,154,679
Bonds payable	13	5,937,473,127	5,925,771,148
Contract liabilities	7	156,112,744	231,469,884
Advances from non-controlling interests	15	1,102,119,597	1,102,119,597
Net retirement liability	22	3,327,760	2,545,060
Net deferred tax liabilities	23	1,983,592,232	1,924,137,488
Total Liabilities		<b>24,250,883,344</b>	<b>24,332,396,159</b>
<b>Equity Attributable to Equity Holders of the Parent Company</b>			
	16		
Capital stock		1,005,757,136	1,005,757,136
Additional paid-in capital		5,973,360,513	5,973,360,513
Retained earnings		5,375,709,389	4,912,544,253
Other equity reserves		221,696,435	221,696,435
Treasury shares		(2,000,000,000)	(2,000,000,000)
Parent Company's preferred shares held by a subsidiary - at cost		(12,500,000)	(12,500,000)
		<b>10,564,023,473</b>	<b>10,100,858,337</b>
<b>Non-controlling Interests</b>	15	<b>2,209,697,281</b>	<b>1,959,452,593</b>
Total Equity		<b>12,773,720,754</b>	<b>12,060,310,930</b>
		<b>₱37,024,604,098</b>	<b>₱36,392,707,089</b>

See accompanying Notes to Consolidated Financial Statements.



**ARTHALAND CORPORATION AND SUBSIDIARIES**  
**CONSOLIDATED STATEMENTS OF COMPREHENSIVE INCOME**  
**FOR THE PERIOD ENDED SEPTEMBER 30, 2023 AND 2022**

	Note	SEPTEMBER 30, 2023 (UNAUDITED)	SEPTEMBER 30, 2022 (UNAUDITED)
REVENUES	17	<b>₱4,417,395,411</b>	₱1,515,835,369
COST AND EXPENSES	18	<b>2,472,620,755</b>	900,087,256
GROSS INCOME		<b>1,944,774,656</b>	615,748,113
OPERATING EXPENSES	19	<b>989,249,245</b>	603,047,759
INCOME FROM OPERATIONS		<b>955,525,411</b>	12,700,354
NET GAIN ON CHANGE IN FAIR VALUE OF INVESTMENT PROPERTIES		<b>716,216,644</b>	1,144,992,711
FINANCE COSTS	20	<b>(792,744,867)</b>	(327,440,821)
OTHER INCOME – Net	21	<b>406,313,373</b>	47,588,031
INCOME BEFORE INCOME TAX		<b>1,285,310,561</b>	877,840,275
PROVISION FOR INCOME TAX	23	<b>314,035,656</b>	219,183,261
NET INCOME		<b>971,274,905</b>	658,657,014
OTHER COMPREHENSIVE INCOME		-	-
TOTAL COMPREHENSIVE INCOME		<b>₱971,274,905</b>	₱658,657,014
NET INCOME ATTRIBUTABLE TO:			
Equity holders of the Parent Company		<b>₱713,939,278</b>	₱630,574,672
Non-controlling interests		<b>257,335,627</b>	28,082,342
		<b>₱971,274,905</b>	₱658,657,014
TOTAL COMPREHENSIVE INCOME ATTRIBUTABLE TO:			
Equity holders of the Parent Company		<b>₱713,939,278</b>	₱630,574,672
Non-controlling interests		<b>257,335,627</b>	28,082,342
		<b>₱971,274,905</b>	₱658,657,014
EARNINGS PER SHARE	26		
Basic		<b>₱0.0991</b>	₱0.0834
Diluted		<b>₱0.0981</b>	₱0.0826

*See accompanying Notes to Consolidated Financial Statements.*



**ARTHALAND CORPORATION AND SUBSIDIARIES**  
**CONSOLIDATED STATEMENTS OF COMPREHENSIVE INCOME**

	JULY 1 to SEPTEMBER 30, 2023 (UNAUDITED)	JULY 1 to SEPTEMBER 30, 2022 (UNAUDITED)
<b>REVENUES</b>	<b>₱1,045,569,271</b>	<b>₱403,554,236</b>
<b>COST AND EXPENSES</b>	<b>639,511,814</b>	<b>246,728,739</b>
<b>GROSS INCOME</b>	<b>406,057,457</b>	<b>156,825,497</b>
<b>OPERATING EXPENSES</b>	<b>320,888,864</b>	<b>220,870,339</b>
<b>INCOME (LOSS) FROM OPERATIONS</b>	<b>85,168,593</b>	<b>(64,044,842)</b>
<b>FINANCE COSTS</b>	<b>(267,480,591)</b>	<b>(149,554,547)</b>
<b>OTHER INCOME – Net</b>	<b>267,524,387</b>	<b>23,865,616</b>
<b>INCOME (LOSS) BEFORE INCOME TAX</b>	<b>85,212,389</b>	<b>(189,733,773)</b>
<b>PROVISION (BENEFIT) FOR INCOME TAX</b>	<b>18,324,901</b>	<b>(52,055,681)</b>
<b>NET INCOME (LOSS)</b>	<b>829,195,210</b>	<b>(137,678,092)</b>
<b>OTHER COMPREHENSIVE INCOME</b>	<b>-</b>	<b>-</b>
<b>TOTAL COMPREHENSIVE INCOME</b>	<b>₱66,887,488</b>	<b>(₱137,678,092)</b>
<b>NET INCOME (LOSS) ATTRIBUTABLE TO:</b>		
Equity holders of the Parent Company	<b>₱15,767,220</b>	<b>(₱127,059,714)</b>
Non-controlling interests	<b>51,120,268</b>	<b>(10,618,378)</b>
	<b>₱66,887,488</b>	<b>(₱137,678,092)</b>
<b>TOTAL COMPREHENSIVE INCOME (LOSS) ATTRIBUTABLE TO:</b>		
Equity holders of the Parent Company	<b>₱15,767,220</b>	<b>(₱127,059,714)</b>
Non-controlling interests	<b>51,120,268</b>	<b>(10,618,378)</b>
	<b>₱66,887,488</b>	<b>(₱137,678,092)</b>
<b>EARNINGS PER SHARE</b>		
Basic	<b>₱0.1259</b>	<b>₱0.0650</b>
Diluted	<b>₱0.1247</b>	<b>₱0.0643</b>

*See accompanying Notes to Consolidated Financial Statements.*



**ARTHALAND CORPORATION AND SUBSIDIARIES**

---

**CONSOLIDATED STATEMENTS OF CHANGES IN EQUITY**

**FOR THE PERIOD ENDED SEPTEMBER 30, 2023 AND 2022**

	Note	SEPTEMBER 30, 2023 (UNAUDITED)	SEPTEMBER 30, 2022 (UNAUDITED)
<b>CAPITAL STOCK</b>	16		
Common - at ₱0.18 par value			
Issued and outstanding		₱957,257,136	₱957,257,136
Preferred - at ₱1.00 par value			
Issued and subscribed		48,500,000	48,500,000
Balance at beginning and end of period		1,005,757,136	1,005,757,136
<b>ADDITIONAL PAID-IN CAPITAL</b>	16		
Balance at beginning and end of period		5,973,360,513	5,973,360,513
<b>RETAINED EARNINGS</b>	16		
Balance at beginning of period		4,912,544,253	4,404,555,747
Net income for the period		713,939,278	630,574,672
Dividends declared during the period		(250,774,142)	(250,774,142)
Balance at end of period		5,375,709,389	4,784,356,277
<b>OTHER EQUITY RESERVES</b>	16		
Balance at beginning and end of period		221,696,435	177,630,403
<b>TREASURY STOCK – SERIES B PREFERRED SHARES</b>	16	(2,000,000,000)	(2,000,000,000)
<b>PARENT COMPANY’S PREFERRED SHARES HELD BY A SUBSIDIARY - at cost</b>	16	(12,500,000)	(12,500,000)
<b>EQUITY ATTRIBUTABLE TO EQUITY HOLDERS OF THE PARENT COMPANY</b>		10,564,023,473	9,928,604,329
<b>NON-CONTROLLING INTERESTS</b>	15		
Balance at beginning of period		1,959,452,593	1,503,333,114
Subscription to a subsidiary		1,909,640,700	-
Share in net income during the period		257,335,627	28,082,342
Increase (decrease) in deposits for future stock subscription for the period		(1,704,731,639)	475,026,288
Dividends attributable to non-controlling interests		(212,000,000)	-
Balance at end of period		2,209,697,281	2,006,441,744
		₱12,773,720,754	₱11,935,046,073

*See accompanying Notes to Consolidated Financial Statements.*



**ARTHALAND CORPORATION AND SUBSIDIARIES**  
**CONSOLIDATED STATEMENTS OF CASH FLOWS**  
**FOR THE PERIOD ENDED SEPTEMBER 30, 2023 AND 2022**

		SEPTEMBER 30, 2023	SEPTEMBER 30, 2022
	Note	(UNAUDITED)	(UNAUDITED)
<b>CASH FLOWS FROM OPERATING ACTIVITIES</b>			
Income before income tax		P1,285,310,561	P877,840,275
Adjustments for:			
Gain on change in FV of investment properties	9	(716,216,644)	(1,144,992,711)
Interest expense	20	775,287,621	312,834,867
Depreciation and amortization	19	48,200,538	26,539,110
Retirement expense	22	13,057,915	21,000,000
Realized holding gains	21	(51,074,892)	(22,638,025)
Interest income	21	(207,229,488)	(6,515,046)
Amortization of initial direct leasing costs		3,824,041	4,942,770
Foreign exchange gains	21	(5,410,640)	(10,740,660)
Unrealized holding loss (gains)	21	(6,618,347)	84,760
Gain on sale of investment property	21	(1,198,576)	-
Loss (gain) on sale of property and equipment	21	1,155,355	(54,515)
Operating income before working capital changes		1,139,087,444	58,300,825
Decrease (Increase) in:			
Receivables		250,738,617	(469,264,913)
Contract assets		(329,357,583)	2,537,959,143
Real estate for sale		327,522,247	(1,144,994,332)
Other assets		145,253,116	46,876,306
Increase (decrease) in:			
Accounts payable and other liabilities		222,960,201	(1,078,786,768)
Contract liabilities		(75,357,140)	150,633,632
Net cash provided by operations		1,680,846,902	100,723,893
Interest paid		(753,691,537)	(301,036,691)
Interest received	21	207,229,488	6,515,046
Income taxes paid		(329,391,324)	(44,983,102)
Net cash generated from (used in) operating activities		804,993,529	(238,780,854)
<b>CASH FLOWS FROM INVESTING ACTIVITIES</b>			
Proceeds from disposal of Financial assets at FVPL – net		506,994,185	3,191,190,267
Additions to Property and equipment	10	(35,827,337)	(74,203,884)
Additions to Investment properties		(3,788,852)	(239,858,165)
Proceeds from disposal of Investment properties		26,777,400	-
Net cash generated from investing activities		494,155,396	2,877,128,218
<b>CASH FLOWS FROM FINANCING ACTIVITIES</b>			
Net payments of Loans payable		(161,125,107)	(2,755,791,216)
Payment of dividends		(620,181,732)	(181,253,771)
Proceeds from deposits for future stock subscription from non-controlling interest		204,909,061	475,026,288
Net cash used in financing activities		(576,397,778)	(2,462,018,699)
<b>NET EFFECT OF EXCHANGE RATE CHANGES IN CASH AND CASH EQUIVALENTS</b>			
		5,410,640	10,740,660
<b>NET INCREASE IN CASH &amp; CASH EQUIVALENTS</b>		<b>728,161,787</b>	<b>187,069,325</b>
<b>CASH AND CASH EQUIVALENTS AT BEGINNING OF PERIOD</b>		<b>4,796,293,662</b>	<b>1,949,257,156</b>
<b>CASH AND CASH EQUIVALENTS AT END OF PERIOD</b>		<b>P5,524,455,449</b>	<b>P2,136,326,481</b>

See accompanying Notes to Consolidated Financial Statements.



**ARTHALAND CORPORATION AND SUBSIDIARIES**  
**NOTES TO CONSOLIDATED FINANCIAL STATEMENTS**

**1. GENERAL INFORMATION**

**Corporate Information**

Arthaland Corporation (the Parent Company or ALCO) was incorporated and registered with the Philippine Securities and Exchange Commission (SEC) on August 10, 1994. ALCO's common shares and Series C and D preferred shares are listed for trading in the Philippine Stock Exchange (PSE). The Parent Company is primarily engaged in real estate development and leasing.

The Parent Company is currently 40.3% owned by CPG Holdings, Inc. (CPG) and 26.0% owned by AO Capital Holdings 1, Inc. (AOCH1), both holding companies incorporated in the Philippines.

In June 2019, the Parent Company made a follow-on offering of 10.0 million cumulative, nonvoting, nonparticipating and nonconvertible Peso-denominated Series C preferred shares at ₱1.00 par value a share at the issuance price of ₱100 a share (see Note 16).

In January 2020, the SEC approved the registration of ALCO's ASEAN Green Bonds and the initial tranche of ₱2.0 billion bonds with an offer subscription of ₱1.0 billion (see Note 13).

In December 2021, the Parent Company made a follow-on offering of 6.0 million cumulative, nonvoting, nonparticipating and nonconvertible Peso-denominated Series D preferred shares at ₱1.00 par value at the issuance price of ₱500 a share (see Note 16). Moreover, the Parent Company redeemed all of the outstanding 20.0 million Series B Preferred Shares equal to its offer price plus any accrued and unpaid cash dividends due as of date.

In May 2022, the Board of Directors of the Parent Company approved the amendment of Article Seventh of the Corporation's Articles of Incorporation by reducing the authorized capital stock by 20.0 million. The amendment is the result of the cancellation of 20.0 million preferred shares given the redemption of Preferred Shares Series B. In March 2023, during the annual stockholders' meeting, ALCO's stockholders representing at least sixty-seven percent (67%) of the Corporation's outstanding common and preferred shares also approved the amendment of Article Seventh of the Articles of Incorporation by reducing the authorized capital stock by 20.0 million.

The registered office and principal place of business of the Parent Company is located at 7/F Arthaland Century Pacific Tower, 5th Avenue corner 30th Street, Bonifacio Global City (BGC), Taguig City.

**Composition of the Group**

The consolidated financial statements include the Parent Company and the following subsidiaries (collectively referred herein as "the Group"):

Subsidiary	Place of Incorporation	Effective Percentage of Ownership		
		2023	2022	2021
Cazneau, Inc. (Cazneau)	Philippines	100%	100%	100%
Arthaland Property Prestige Solutions, Inc. (APPS) <sup>1</sup>	Philippines	100%	100%	100%
Manchesterland Properties, Inc. (MPI)	Philippines	100%	100%	100%
Urban Property Holdings, Inc. (UPHI)	Philippines	100%	100%	100%
Zileya Land Development Corporation (ZLDC)	Philippines	100%	100%	100%
Pradhana Land, Inc. (PLI)	Philippines	100%	100%	100%

<sup>1</sup> The SEC approved the change of name from Emera Property Management, Inc. on 25 May 2023.



Subsidiary	Place of Incorporation	Effective Percentage of Ownership		
		2023	2022	2021
Cebu Lavana Land Corp. (CLLC)	Philippines	<b>100%</b>	100%	100%
Bhavana Properties, Inc. (Bhavana)	Philippines	<b>60%</b>	60%	60%
Bhavya Properties, Inc. (Bhavya)	Philippines	<b>60%</b>	60%	60%
Kashtha Holdings, Inc. (KHI)	Philippines	<b>60%</b>	60%	60%
Savya Land Development Corporation (SLDC)	Philippines	<b>59%*</b>	59%*	59%*

*\*indirectly owned through KHI*

All of the subsidiaries were established to engage primarily either in real estate development or property leasing, except for APPS which is a property management company and KHI which is an investment holding company.

In March 2018, the Parent Company and Help Holdings Inc. (HHI) (collectively referred to as the Parties) entered into an agreement (the Agreement) to jointly develop the adjacent lots (the Property) of SLDC and Arcosouth Development Inc. (ADI), the subsidiary of HHI, aggregating 5,991 square meters (sqm) located in Arca South, Taguig City. The Parties agreed, among others to merge SLDC and Arcosouth into a single corporation, with SLDC as the surviving entity. The merger of SLDC and Arcosouth was approved by the SEC on August 22, 2019.

Also, in August 2019, ALCO and Mitsubishi Estate Company, Limited (MEC), a corporation duly organized and existing under the laws of Japan, have agreed to invest in, establish and maintain a joint venture company to be owned 60% by ALCO and 40% by MEC which will (i) acquire and, thereafter, own and hold the 50% ownership in SLDC, and (ii) acquire by assignment the shareholder's advances made by ALCO to SLDC. On October 1, 2019, ALCO incorporated KHI as the designated joint venture company.

In 2020, ALCO transferred all of its shares in SLDC, representing 98% ownership over SLDC, to KHI. In June 2020, ALCO sold 5 million common shares in KHI with a total par value of ₱5.0 million, representing 40% ownership over KHI, to MEC for ₱275.0 million. The transfer of KHI's shares decreased the effective ownership of ALCO over SLDC from 98% to 59%.

In 2019, the Parent Company subscribed to 100% shares of Bhavana, Bhavya and PLI. In December 2021, the Parent Company sold, transferred and conveyed 10.0 million common shares each of Bhavana and Bhavya representing 40% ownership and voting rights, as well as the Parent Company's shareholder advances, to Narra Properties Investment PTE. LTD (Narra), a corporation duly organized and existing under the laws of Singapore (see note 15).

In December 2021, the Parent Company purchased 214,351 common shares and 118,982 preferred shares representing 40% of the ownership and voting rights of CLLC for ₱113.2 million from Rock and Salt B.V. (RSBV) resulting to 100% ownership in CLLC (see note 15).

### **Major Projects**

ALCO's first major development project is the Arya Residences Towers 1 and 2 (Arya Residences) located in BGC, Taguig City. Arya Residences is the first top-market residential condominium development in the Philippines to be awarded with Leadership in Energy and Environmental Design™ (LEED™) Gold certification by the US Green Building Council (USGBC) and Building for Ecologically Responsive Design Excellence (BERDE) 4-Star rating by the Philippine Green Building Council (PHILGBC). In 2020, the building earned its Advancing Net Zero 3-Star certification from PHILGBC. Under the Advancing Net Zero Energy rating scheme, the project demonstrated a holistic approach to conservation and optimization of the energy use reducing the overall demand and using 100% renewable energy for the remaining operational energy demand of the project. The Arya Residences was completed on December 31, 2016.



In 2014, the Parent Company started the construction of Arthaland Century Pacific Tower (ACPT) in BGC, ALCO's flagship office project. ACPT is a 30-storey AAA-grade office building designed by Skidmore, Owings & Merrill (SOM), the same group that penned the One World Trade Center and Burj Khalifa in Dubai. ACPT secured the LEED Platinum and BERDE 5-star certification in 2018. ACPT became the first office building in the Philippines to secure the dual certification of the highest rating, USGBC's LEED Platinum and PHILGBC's BERDE as 5-star rated. It is registered with the Philippine Economic Zone Authority (PEZA) as an Ecozone Facilities Enterprise (see Note 23) and was completed in the 1st quarter of 2019.

In 2019, the International Finance Corporation (IFC), a member of the World Bank Group, recognized ACPT as the world's first Zero Carbon certified building under its EDGE green building rating system. Zero Carbon status is awarded to EDGE-certified projects that have offset 100% of their operational emissions and have reached at least 40% energy savings onsite compared to a base case building. This recognition is in addition to its LEED and BERDE certification achieved previously. In 2020 until to-date, ACPT was awarded with the WELL™ Health-Safety Rating seal by the International WELL Building Institute™ (IWBI™) which certifies the building's safe operations even during the global pandemic. Also in 2020, the building earned its Advancing Net Zero Energy certification from PHILGBC.

In 2016, CLLC commenced the development of Cebu Exchange Project (Cebu Exchange), a 38-storey office building in Barangay Lahug, Cebu City. The Cebu Exchange was awarded LEED Gold and PHILGBC's BERDE 5-star. The project acquired in 2020 a WELL precertification by IWBI™. Furthermore in 2022, Cebu Exchange was recognized with the WELL™ Health-Safety Rating seal. And in 2023, IFC also certified Cebu Exchange as an Edge Advanced (Zero Carbon Ready) building. Besides being designed to be a world-class workplace, Cebu Exchange is envisioned to be a complete ecosystem, with four retail floors for the convenience of its occupants. With a gross floor area of 108,564 sqm, Cebu Exchange boasts of being the largest multi-certified green and healthy building in the country. The construction of Cebu Exchange commenced in the second quarter of 2018 and was substantially completed in 2022.

In 2018, Cazneau started the construction of the first phase of Sevina Park, an integrated community project in an eight-hectare property in Laguna. The initial development called Courtyard Hall, covering the first 4,000 sqm of the property, is a campus-type or dormitory-type residential community (see Note 10). This was completed in June 2019. Also, in June 2019, Cazneau launched the Sevina Park Villas at Sevina Park which cater to students and faculty population, and starter families within the area. The entire project, which will include retail spaces, is expected to be completed in phases from 2022 onwards.

Sevina Park is recognized as the first and only real estate development in the Philippines to have received the LEED Platinum under the LEED for Neighborhood Development (LEED ND) and LEED Platinum under LEED for Homes categories. Likewise, Sevina Park Villas turnover units (Villa typologies 138, 162, and 182) are on track to EDGE Advanced certification. Additionally, the LEED Gold certifications for the Villa-182 turnover units are also on track. In 2022, PHILGBC certified the project BERDE 5-Star under its BERDE for District green building rating tool.

In December 2018, ZLDC acquired about 47.4% of a 2,018-sqm property located along Antonio Arnaiz Avenue within the Makati Central Business District. On this site, ZLDC, together with the other party which acquired the remaining 52.6% of the total area of the condominium units are still working on getting the property partitioned to enable the Company to have 100% ownership of approximately 957 sqm of the current lot area. Once the partition is completed, the Company plans to develop a high-rise luxury, sustainable, multi-certified residential property. The project, which is hereinafter referred to as Makati CBD Residential Project 1, is expected to be launched by the fourth quarter of 2024.



In February 2019, SLDC launched the development of Savya Financial Center. This project is composed of two office towers with a gross floor area of 59,763 sqm and located in Arca South, Taguig City. The North and South Tower (of the Savya Financial Tower) is expected to be completed in 2023. Savya's North Tower was launched for pre-selling in February 2019. The project received LEED Gold precertification in 2019 and the WELL precertification in 2021. It is on-track to achieve BERDE 4-star certification and EDGE Zero Carbon certification.

In November 2022, Bhavya launched the development of Eluria located inside the Makati Central Business District. A pioneer residential project which will be a low-density, multi-certified, ultra-luxury development that will offer large, limited edition designer residences. Once completed, its future residents will enjoy exceptional white glove butler services. This project offers only 37 residential units and will have a total gross floor area of approximately 14,600 sqm and was formally launched in 2022. The project was pre-certified LEED Gold in 2020 and is on track for its EDGE, WELL, and BERDE certifications. It is expected to be completed by 2025.

In July 2021, Bhavana launched the development of Lucima Residences. The property will be developed into the first and only premiere, multi-certified, sustainable high-rise development located in Cebu Business Park at the Corner of Samar Loop Road and Ayala, Hipodromo, Cebu City. It has a total area of 2,245 sqm and is expected to be developed into approximately 28,000 sqm of GFA and will offer 263 residential units. The project was awarded LEED Gold precertification in 2020 and is on-track to achieve BERDE, EDGE and WELL certifications. It is expected to be completed by the fourth quarter of 2024.

ALCO is negotiating to acquire a property with a gross land area of about 1,000 sqm situated in a prime location along the Makati Central Business District. The property will be developed into a high-rise multi-certified sustainable building catering to the upper-mid to upscale market. The tower will have a gross floor area of about 15,800 sqm and is expected to be launched in the first quarter of 2024.

ALCO is also evaluating the acquisition of a property with a gross land area of about 3,700 sqm located in a prime central business district in Metro Manila. The project will be positioned to cater to the upscale to luxury market and will carry the same sustainability features as with our other ALCO projects. The property will be developed into a two-tower high rise residential condominium with a gross floor area of about 44,000 sqm.

ALCO is also evaluating the acquisition of a 5-hectare property in the middle of the most prime city center area in southern Philippines. The acquisition program is expected to be completed between 2024 to 2028 to manage the funding requirements over time. ALCO plans to develop the property over multiple phases from 2024 to 2033 to provide a steady pipeline of projects which will contribute to the revenues of ALCO over the long-term. It is envisioned to be a sustainable, masterplanned development which will have commercial, residential and retail components.

## **Approval of the Interim Consolidated Financial Statements**

The interim consolidated financial statements of the Group as at and for the nine (9) months ended September 30, 2023 were approved and authorized for issue by the Board of Directors (BOD) on October 25, 2023.

## **2. SUMMARY OF SIGNIFICANT ACCOUNTING POLICIES**

### **Basis of Preparation**

The interim consolidated financial statements as of September 30, 2023 and December 31, 2022 and for the nine months ended September 30, 2023 and 2022 have been prepared in compliance with Philippine Accounting Standards (PAS) 34, *Interim Financial Reporting*. They do not include



all of the information and disclosures required in the annual audited consolidated financial statements and should be read in conjunction with the consolidated financial statements of the Group as at and for the year ended December 31, 2022.

### **Measurement Bases**

The interim consolidated financial statements are presented in Philippine Peso, the Group's functional and presentation currency. Functional currency is the currency of the primary economic environment in which the Group operates. All values are stated in absolute amounts, unless otherwise indicated.

The interim consolidated financial statements of the Group have been prepared on a historical cost basis, except for fair value through profit or loss (FVPL) and investment properties that are carried at fair values and net retirement liability which is carried at the present value of the defined benefit obligation at the end of the reporting period. Historical cost is generally based on the fair value of the consideration given in exchange for assets and fair value consideration received in exchange for incurring liability.

Fair value is the price that would be received to sell an asset or paid to transfer a liability in an orderly transaction between market participants at the measurement date. The fair value measurement is based on the presumption that the transaction to sell the asset or transfer or the liability takes place either:

- in the principal market for the asset or liability; or
- in the absence of a principal market, in the most advantageous market for the asset or liability.

The principal or the most advantageous market must be accessible by the Group.

The fair value of an asset or a liability is measured using the assumptions that market participants would use when pricing the asset or liability, assuming that market participants act in their economic best interest.

A fair value measurement of a non-financial asset takes into account a market participant's ability to generate economic benefits by using the asset in its highest and best use or by selling it to another market participant that would use the asset in its highest and best use.

When measuring the fair value of an asset or a liability, the Group uses market observable data to the extent possible. If the fair value of an asset or a liability is not directly observable, it is estimated by the Group (working closely with external qualified valuers) using valuation techniques that maximize the use of relevant observable inputs and minimize the use of unobservable inputs (e.g. by use of the market comparable approach that reflects recent transaction prices for similar items, discounted cash flow analysis, or option pricing models refined to reflect the issuer's specific circumstances). Inputs used are consistent with the characteristics of the asset or liability that market participants would take into account.

Further information about assumptions made in measuring fair values is included in the following:

- Note 3 - Significant Accounting Judgments, Estimates and Assumptions
- Note 5 - Financial Assets at FVPL
- Note 9 - Investment Properties
- Note 27 - Fair Value Measurement



Fair values are categorized into different levels in a fair value hierarchy based on the degree to which the inputs to the measurement are observable and the significance of the inputs to the fair value measurement in its entirety:

- Level 1 fair value measurements are those derived from quoted prices (unadjusted) in active markets for identical assets or liabilities.
- Level 2 fair value measurements are those derived from inputs other than quoted prices included within Level 1 that are observable for the asset or liability, either directly (i.e. as prices) or indirectly (i.e. derived from prices).
- Level 3 fair value measurements are those derived from valuation techniques that include inputs for the asset or liability that are not based on observable market data (unobservable inputs).

Transfers between levels of the fair value hierarchy are recognized by the Group at the end of the reporting period during which the change occurred.

#### **Adoption of Amendments to PFRS**

The accounting policies adopted are consistent with those of the previous financial year, except for the adoption of the following amendments to PFRS which the Group adopted effective for annual periods beginning on or after January 1, 2022:

- Amendments to PFRS 3, *Business Combinations - Reference to Conceptual Framework* – The amendments replaced the reference of PFRS 3 from the 1989 Framework to the current 2018 Conceptual Framework. The amendments include an exception that specifies that, for some types of liabilities and contingent liabilities, an entity applying PFRS 3 should refer to PAS 37, *Provisions, Contingent Liabilities and Contingent Assets*, or IFRIC 21, *Levies*, instead of the Conceptual Framework. The requirement ensures that the liabilities recognized in a business combination will remain the same as those recognized applying the current requirements in PFRS 3. The amendments also clarify that an acquirer shall not recognize contingent assets acquired in a business combination.
- Amendments to PAS 16, *Property, Plant and Equipment - Proceeds Before Intended Use* – The amendments prohibit deducting from the cost of property, plant and equipment any proceeds from selling items produced while bringing that asset to the location and condition necessary for its intended use. Instead, the proceeds and related costs from such items shall be recognized in profit or loss. There is no transition relief for first-time adopters.
- Amendments to PAS 37, *Onerous Contracts - Cost of Fulfilling a Contract* – The amendments specify which costs shall be included when assessing whether a contract is onerous or loss-making. The ‘costs of fulfilling’ a contract comprise the ‘costs that relate directly to the contract’. These costs can either be incremental (e.g., the costs of direct labor and materials) or can be an allocation of costs directly related to fulfilling a contract (e.g., depreciation of fixed assets). At the date of initial application, the cumulative effect of applying the amendments is recognized as an opening balance adjustment to retained earnings or other component of equity, as applicable. Accordingly, the comparatives are not restated.
- Annual Improvements to PFRS 2018 to 2020 Cycle:
  - Amendment to PFRS 9, *Financial Instruments - Fees in the ‘10 per cent’ Test for Derecognition of Financial Liabilities* – The amendment clarifies which fees an entity shall include when it applies the ‘10 per cent’ test in assessing whether to derecognize a



financial liability (i.e. whether the terms of a new or modified financial liability is substantially different from the terms of the original financial liability). These fees include only those paid or received between the borrower and the lender, including fees paid or received by either the borrower or the lender on the other's behalf. The amendment applies to financial liabilities that are modified or exchanged on or after the beginning of the annual reporting period in which the entity first applied the amendment.

Under prevailing circumstances, the adoption of the foregoing did not have any material effect on the consolidated financial statements. Additional disclosures were included in the notes to consolidated financial statements, as applicable.

#### **Amended PFRS and PIC Issuances in Issue But Not Yet Effective or Adopted**

Relevant amended PFRS and PIC issuances, which are not yet effective as at December 31, 2022 and have not been applied in preparing the consolidated financial statements, are summarized below.

Effective for annual periods beginning on or after January 1, 2023:

- Amendments to PAS 1, *Presentation of Financial Statements*, and PFRS Practice Statement 2, *Making Materiality Judgments - Disclosure Initiative - Accounting Policies* – The amendments require an entity to disclose its material accounting policies, instead of its significant accounting policies and provide guidance on how an entity applies the concept of materiality in making decisions about accounting policy disclosures. In assessing the materiality of accounting policy information, entities need to consider both the size of the transactions, other events or conditions and its nature. The amendments clarify (1) that accounting policy information may be material because of its nature, even if the related amounts are immaterial, (2) that accounting policy information is material if users of an entity's financial statements would need it to understand other material information in the financial statements, and (3) if an entity discloses immaterial accounting policy information, such information should not obscure material accounting policy information. In addition, PFRS Practice Statement 2 is amended by adding guidance and examples to explain and demonstrate the application of the 'four-step materiality process' to accounting policy information. The amendments should be applied prospectively. Earlier application is permitted.
- Amendments to PAS 8, *Accounting Policies, Changes in Accounting Estimates and Errors - Definition of Accounting Estimates* – The amendments clarify the distinction between changes in accounting estimates and changes in accounting policies, and the correction of errors. Under the new definition, accounting estimates are "monetary amounts in financial statements that are subject to measurement uncertainty". An entity develops an accounting estimate if an accounting policy requires an item in the financial statements to be measured in a way that involves measurement uncertainty. The amendments clarify that a change in accounting estimate that results from new information or new developments is not a correction of an error, and that the effects of a change in an input or a measurement technique used to develop an accounting estimate are changes in accounting estimates if they do not result from the correction of prior period errors. A change in an accounting estimate may affect only the profit or loss in the current period, or the profit or loss of both the current and future periods. Earlier application is permitted.
- Amendments to PAS 12, *Income Taxes - Deferred Tax Related Assets and Liabilities from a Single Transaction* – The amendments require companies to recognize deferred tax on transactions that, on initial recognition, give rise to equal amounts of taxable and deductible temporary differences. The amendments should be applied on a modified retrospective basis. Earlier application is permitted.



Effective for annual periods beginning on or after January 1, 2024:

- Amendments to PAS 1, *Presentation of Financial Statements - Classification of Liabilities as Current or Noncurrent* – The amendments clarify the requirements for an entity to have the right to defer settlement of the liability for at least 12 months after the reporting period. The amendments also specify and clarify the following: (i) an entity's right to defer settlement must exist at the end of the reporting period, (ii) the classification is unaffected by management's intentions or expectations about whether the entity will exercise its right to defer settlement, (iii) how lending conditions affect classification, and (iv) requirements for classifying liabilities where an entity will or may settle by issuing its own equity instruments.

The amendments must be applied retrospectively. Earlier application is permitted. If applied in earlier period, the Group shall also apply Amendments to PAS 1 - *Noncurrent Liabilities with Covenants* for that period.

- Amendments to PAS 1, *Noncurrent Liabilities with Covenants* – The amendments clarified that covenants to be complied with after the reporting date do not affect the classification of debt as current or noncurrent at the reporting date. Instead, the amendments require the entity to disclose information about these covenants in the notes to the financial statements. The amendments must be applied retrospectively. Earlier application is permitted. If applied in earlier period, the Company shall also apply Amendments to PAS 1 - *Classification of Liabilities as Current or Noncurrent* for that period.
- *IFRIC Agenda Decision Over Time Transfer of Constructed Goods (PAS 23, Borrowing Costs) for the Real Estate Industry* – In March 2019, IFRIC published an Agenda Decision on whether borrowing costs can be capitalized on real estate inventories that are under construction and for which the related revenue is/will be recognized over time under paragraph 35(c) of International Financial Reporting Standards 15 (PFRS 15). IFRIC concluded that borrowing costs cannot be capitalized for such real estate inventories as they do not meet the definition of qualifying asset under PAS 23 considering that these inventories are ready for their intended sale in their current condition.

On December 15, 2020, the SEC issued SEC MC No. 34, Series of 2020, which extended the relief on the application of the IFRIC Agenda Decision provided to the real estate industry until December 31, 2023.

The Group availed of the SEC relief with respect to accounting for borrowing costs. Had the Group opted to adopt in full the guidance provided in the IFRIC Agenda Decision on over time transfer of constructed goods, borrowing costs would have been recognized as expense when incurred.

- PIC Q&A 2018-12-D, *PFRS 15, Implementing Issues Affecting the Real Estate Industry (as amended by PIC Q&A 2020-4)* – On December 15, 2020, the SEC issued SEC MC No. 34-2020 which provided relief to the real estate industry by deferring the application of “assessing if the transaction price includes a significant financing component as discussed in PIC Q&A 2018-12-D (with an addendum in PIC Q&A 2020-04)” until December 31, 2023.  
The Group availed of the SEC relief with respect to accounting for significant financing component. Had the Group opted to adopt PIC Q&A 2018-12-D as amended by PIC Q&A 2020-4, the Group may have to recognize interest expense (income) if the buyers' payments are higher (lower) than the POC rate.
- PIC Q&A 2018-12-E, *Treatment of Land in the Determination of the POC* – The PIC Q&A clarified that the cost of the land should be excluded in measuring the POC of performance obligation and should be accounted for as fulfillment cost.



On December 15, 2020, the SEC issued SEC MC No. 34-2020 which provided relief to the real estate industry by deferring the application of “exclusion of land in calculation of POC as discussed in PIC Q&A 2018-12-E” until December 31, 2023.

The Group availed of the SEC relief with respect to accounting treatment of land in the determination of the POC. Had the Group opted to adopt PIC Q&A 2018-12-E, there would have been a decrease in revenue from real estate sales because of a lower POC rate.

Deferred effectivity -

- Amendments to PFRS 10, *Consolidated Financial Statements*, and PAS 28 - *Sale or Contribution of Assets Between an Investor and its Associate or Joint Venture* – The amendments address a conflicting provision under the two standards. It clarifies that a gain or loss shall be recognized fully when the transaction involves a business, and partially if it involves assets that do not constitute a business. The effective date of the amendments, initially set for annual periods beginning on or after January 1, 2016, was deferred indefinitely in December 2015 but earlier application is still permitted.

Under prevailing circumstances, the adoption of the foregoing amendments to PFRS and PIC issuances, except for the potential impact of accounting for borrowing costs, the assessment if the transaction price includes a significant financing component and the exclusion of land in the calculation of POC, is not expected to have any material effect on the consolidated financial statements of the Group. Additional disclosures will be included in the consolidated financial statements, as applicable.

### **Basis of Consolidation**

**Subsidiaries.** Subsidiaries are entities controlled by the Parent Company. Control is achieved when the Parent Company is exposed, or has rights, to variable returns from its involvement with the investee and has the ability to affect those returns through its power over the investee. Specifically, the Parent Company controls an investee if and only if the Parent Company has:

- power over investee;
- exposure, or rights, to variable returns from its involvement with the investee; and
- the ability to use its power over the investee affect its returns.

Subsidiaries are consolidated from the date of acquisition or incorporation, being the date on which the Parent Company obtains control, and continue to be consolidated until the date such control ceases.

The financial statements of the subsidiaries are prepared using the same reporting period of the Parent Company. Consolidated financial statements are prepared using uniform accounting policies for like transactions and other events in similar circumstances. Intercompany balances and transactions, including intercompany profits and unrealized profits and losses, are eliminated in full.

A change in ownership interest of a subsidiary, without a change of control, is accounted for as an equity transaction. Upon the loss of control, the Group derecognizes the assets and liabilities of the subsidiary, any non-controlling interests and the other components of equity related to the subsidiary. Any surplus or deficit arising from the loss of control is recognized in profit or loss. If the Group retains interest in the previous subsidiary, then such interest is measured at fair value at the date control is lost. Subsequently, it is accounted for as an equity-accounted investee or as financial assets at fair value through other comprehensive income (FVOCI) depending on the level of influence retained.



Non-controlling interest represents the portion of profit or loss and net assets not held by the Parent Company and is presented separately in the Group's consolidated statements of comprehensive income and within equity in the Group's consolidated statements of financial position, separate from equity attributable to equity holders of the Parent Company, respectively.

### **Financial Assets and Liabilities**

*Date of Recognition.* The Group recognizes a financial asset or a financial liability in the consolidated statements of financial position when it becomes a party to the contractual provisions of a financial instrument. In the case of a regular way purchase or sale of financial assets, recognition and derecognition, as applicable, is done using settlement date accounting.

*Initial Recognition and Measurement.* Financial instruments are recognized initially at fair value, which is the fair value of the consideration given (in case of an asset) or received (in case of a liability). The initial measurement of financial instruments, except for those designated at FVPL, includes transaction costs.

*"Day 1" Difference.* Where the transaction in a non-active market is different from the fair value of other observable current market transactions in the same instrument or based on a valuation technique whose variables include only data from observable market, the Group recognizes the difference between the transaction price and fair value (a "Day 1" difference) in profit or loss.

In cases where there is no observable data on inception, the Group deems the transaction price as the best estimate of fair value and recognizes "Day 1" difference in profit or loss when the inputs become observable or when the instrument is derecognized. For each transaction, the Group determines the appropriate method of recognizing the "Day 1" difference.

*Classification.* The Group classifies its financial assets at initial recognition under the following categories: (a) financial assets at FVPL, (b) financial assets at amortized cost and (c) financial assets at FVOCI. Financial liabilities, on the other hand, are classified as either financial liabilities at FVPL or financial liabilities at amortized cost. The classification of a financial instrument largely depends on the Group's business model and its contractual cash flow characteristics.

As at September 30, 2023 and December 31, 2022, the Group does not have financial assets at FVOCI and financial liabilities at FVPL.

*Financial Assets at FVPL.* Financial assets at FVPL are either classified as held for trading or designated at FVPL. A financial instrument is classified as held for trading if it meets either of the following conditions:

- it is acquired or incurred principally for the purpose of selling or repurchasing it in the near term;
- on initial recognition, it is part of a portfolio of identified financial instruments that are managed together and for which there is evidence of a recent actual pattern of short-term profit-taking; or
- it is a derivative (except for a derivative that is a financial guarantee contract or a designated and effective hedging instrument).

This category includes equity instruments which the Group had not irrevocably elected to classify at FVOCI at initial recognition. This category includes debt instruments whose cash flows are not "solely for payment of principal and interest" assessed at initial recognition of the assets, or which are not held within a business model whose objective is either to collect contractual cash flows, or to both collect contractual cash flows and sell.

The Group may, at initial recognition, designate a financial asset meeting the criteria to be classified



at amortized cost or at FVOCI, as a financial asset at FVPL, if doing so eliminates or significantly reduces accounting mismatch that would arise from measuring these assets.

After initial recognition, financial assets at FVPL are subsequently measured at fair value. Unrealized gains or losses arising from the fair valuation of financial assets at FVPL are recognized in profit or loss.

As at September 30, 2023 and December 31, 2022, the Group classified its investments in money market fund under this category (see Note 5).

*Financial Assets at Amortized Cost.* Financial assets shall be measured at amortized cost if both of the following conditions are met:

- the financial asset is held within a business model whose objective is to hold financial assets in order to collect contractual cash flows; and
- the contractual terms of the financial asset give rise, on specified dates, to cash flows that are solely payments of principal and interest on the principal amount outstanding.

After initial recognition, financial assets at amortized cost are subsequently measured at amortized cost using the effective interest method, less allowance for impairment, if any. Amortized cost is calculated by taking into account any discount or premium on acquisition and fees that are an integral part of the effective interest rate. Gains and losses are recognized in profit or loss when the financial assets are derecognized and through amortization process. Financial assets at amortized cost are included under current assets if realizability or collectability is within 12 months after the reporting period. Otherwise, these are classified as noncurrent assets.

As at September 30, 2023 and December 31, 2022, the Group's contract assets, cash in banks, cash equivalents, receivables (excluding accrued rent under straight-line basis of accounting), amounts held in escrow, and deposits are classified under this category (see Notes 4, 6, 7, 11 and 27).

Cash in banks are demand deposits with banks and earn interest at prevailing bank deposit rates. Meanwhile, cash equivalents are short-term highly liquid investments that are readily convertible into known amounts of cash, which are subject to an insignificant risk of changes in value and which have a maturity of three (3) months or less at acquisition.

*Financial Liabilities at Amortized Cost.* Financial liabilities are categorized as financial liabilities at amortized cost when the substance of the contractual arrangement results in the Group having an obligation either to deliver cash or another financial asset to the holder, or to settle the obligation other than by the exchange of a fixed amount of cash or another financial asset for a fixed number of its own equity instruments.

These financial liabilities are initially recognized at fair value less any directly attributable transaction costs. After initial recognition, these financial liabilities are subsequently measured at amortized cost using the effective interest method. Amortized cost is calculated by taking into account any discount or premium on the issue and fees that are an integral part of the effective interest rate. Gains and losses are recognized in profit or loss when the liabilities are derecognized or through the amortization process.

As at September 30, 2023 and December 31, 2022, the Group's loans and bonds payable, accounts payable and other liabilities (excluding statutory payables, payable to buyers and advance rent), contract liabilities and advances from non-controlling interests are classified under this category (see Notes 7, 12, 13, 14, 15 and 27).

### **Reclassification**

The Group reclassifies its financial assets when, and only when, it changes its business model for managing those financial assets. The reclassification is applied prospectively from the first day of the



first reporting period following the change in the business model (reclassification date).

For a financial asset reclassified out of the financial assets at amortized cost category to financial assets at FVPL, any gain or loss arising from the difference between the previous amortized cost of the financial asset and fair value is recognized in profit or loss.

For a financial asset reclassified out of the financial assets at amortized cost category to financial assets at FVOCI, any gain or loss arising from a difference between the previous amortized cost of the financial asset and fair value is recognized in other comprehensive income (OCI).

For a financial asset reclassified out of the financial assets at FVPL category to financial assets at amortized cost, its fair value at the reclassification date becomes its new gross carrying amount.

For a financial asset reclassified out of the financial assets at FVPL category to financial assets at FVOCI, its fair value at the reclassification date becomes its new gross carrying amount. Meanwhile, for a financial asset reclassified out of the financial assets at FVOCI category to financial assets at FVPL, the cumulative gain or loss previously recognized in OCI is reclassified from equity to profit or loss as a reclassification adjustment at the reclassification date.

### **Impairment of Financial Assets at Amortized Cost**

The Group records an allowance for expected credit loss (ECL). ECL is based on the difference between the contractual cash flows due in accordance with the contract and all the cash flows that the Group expects to receive. The difference is then discounted at an approximation to the asset's original effective interest rate.

For trade receivables and contract assets, the Group has applied the simplified approach and has calculated ECL based on the lifetime ECL. The Group has established a provision matrix that is based on its historical credit loss experience, adjusted for forward-looking factors specific to the debtors and the economic environment.

For other financial assets measured at amortized cost, the ECL is based on the 12-month ECL, which pertains to the portion of lifetime ECL that result from default events on a financial instrument that are possible within 12 months after the reporting date. However, when there has been a significant increase in credit risk since initial recognition, the allowance will be based on the lifetime ECL. When determining whether the credit risk of a financial asset has increased significantly since initial recognition, the Group compares the risk of a default occurring on the financial instrument as at the reporting date with the risk of a default occurring on the financial instrument as at the date of initial recognition and consider reasonable and supportable information, that is available without undue cost or effort, that is indicative of significant increases in credit risk since initial recognition.

### **Derecognition of Financial Assets and Liabilities**

*Financial Assets.* A financial asset (or where applicable, a part of a financial asset or part of a group of similar financial assets) is derecognized when:

- the right to receive cash flows from the asset has expired;
- the Group retains the right to receive cash flows from the financial asset, but has assumed an obligation to pay them in full without material delay to a third party under a "pass-through" arrangement; or
- the Group has transferred its right to receive cash flows from the financial asset and either (a) has transferred substantially all the risks and rewards of the asset, or (b) has neither transferred nor retained substantially all the risks and rewards of the asset, but has transferred control of the asset.

When the Group has transferred its right to receive cash flows from a financial asset or has entered



into a pass-through arrangement and has neither transferred nor retained substantially all the risks and rewards of ownership of the financial asset nor transferred control of the financial asset, the financial asset is recognized to the extent of the Group's continuing involvement in the financial asset. Continuing involvement that takes the form of a guarantee over the transferred financial asset is measured at the lower of the original carrying amount of the financial asset and the maximum amount of consideration that the Group could be required to repay.

*Financial Liabilities.* A financial liability is derecognized when the obligation under the liability is discharged, cancelled or has expired. When an existing financial liability is replaced by another from the same lender on substantially different terms, or the terms of an existing liability are substantially modified, such an exchange or modification is treated as a derecognition of the original liability and the recognition of a new liability, and the difference in the respective carrying amounts is recognized in the consolidated statements of comprehensive income.

A modification is considered substantial if the present value of the cash flows under the new terms, including net fees paid or received and discounted using the original effective interest rate, is different by at least 10% from the discounted present value of remaining cash flows of the original liability.

The fair value of the modified financial liability is determined based on its expected cash flows, discounted using the interest rate at which the Group could raise debt with similar terms and conditions in the market. The difference between the carrying amount of the original liability and fair value of the new liability is recognized in the consolidated statements of comprehensive income.

On the other hand, if the difference does not meet the 10% threshold, the original debt is not extinguished but merely modified. In such case, the carrying amount is adjusted by the costs or fees paid or received in the restructuring.

#### **Offsetting of Financial Assets and Liabilities**

Financial assets and financial liabilities are offset and the net amount reported in the consolidated statements of financial position if, and only if, there is a currently enforceable legal right to offset the recognized amounts and there is intention to settle on a net basis, or to realize the asset and settle the liability simultaneously. This is not generally the case with master netting agreements, and the related assets and liabilities are presented gross in the consolidated statements of financial position.

#### **Classification of Financial Instrument between Liability and Equity**

A financial instrument is classified as liability if it provides for a contractual obligation to:

- Deliver cash or another financial asset to another entity;
- Exchange financial assets or financial liabilities with another entity under conditions that are potentially unfavorable to the Group; or
- Satisfy the obligation other than by the exchange of a fixed amount of cash or another financial asset for a fixed number of own equity shares.

If the Group does not have an unconditional right to avoid delivering cash or another financial asset to settle its contractual obligation, the obligation meets the definition of a financial liability.

#### **Classification of Assets and Liabilities between Current and Noncurrent**

The Group presents current and noncurrent assets, and current and noncurrent liabilities, as separate classifications in the notes to consolidated financial statements (See Note 28).



*Current Assets.* The Group classifies an asset as current when:

- It expects to realize the asset, or intends to sell or consume it, in its normal operating cycle;
- It holds the asset primarily for the purpose of trading;
- It expects to realize the asset within 12 months after the reporting period; or
- The asset is cash or a cash equivalent unless the asset is restricted from being exchanged or used to settle a liability for at least 12 months after the reporting period.

Otherwise, the Group will classify all other assets as noncurrent.

*Current Liabilities.* The Group classifies a liability as current when:

- It expects to settle the liability in its normal operating cycle;
- It holds the liability primarily for the purpose of trading;
- The liability is due to be settled within 12 months after the reporting period; or
- It does not have an unconditional right to defer settlement of the liability for at least 12 months after the reporting period. Terms of a liability that could, at the option of the counterparty, result in its settlement by the issue of equity instruments do not affect its classification.

Otherwise, the Group will classify all other liabilities as noncurrent.

#### **Cost to Obtain a Contract with a Customer**

The Group recognizes an asset for the incremental cost of obtaining a contract with a customer if the Group expects to recover those costs. Otherwise, those costs are recognized as expense when incurred. The incremental costs of obtaining a contract are those costs that the Group incurs to obtain a contract such as, but not limited to, sales commissions paid to sales agents and nonrefundable direct taxes incurred in obtaining a contract.

#### **Contract Balances**

*Contract Assets.* A contract asset represents the Group's right to a consideration in exchange for goods or services that the Group has transferred to a customer when that right is conditioned on something other than a passage of time. If the Group transferred goods or services to a customer before the customer pays consideration or before payment is due, a contract asset is recognized for that earned consideration that is conditional. Contract assets are reclassified to receivables from sale of real estate upon completion of the performance obligation. Contract assets pertain to unbilled receivables from sale of office units which is computed based on POC.

*Receivables from Sale of Real Estate.* A receivable from sale of real estate represents the Group's right to a consideration that is unconditional. A right to a consideration is unconditional if only the passage of time is required before payment of that consideration is due.

*Contract Liabilities.* A contract liability represents the Group's obligation to transfer goods to a customer for which the Group has received a consideration from the customer. If a customer pays a consideration before the Group transfers goods to the customer, a contract liability is recognized when the payment is made or the payment is due, whichever is earlier. Contract liabilities are recognized as revenue when the Group performs under the contract.

#### **Debt Issue Costs**

Debt issue costs are considered as an adjustment to the effective yield of the related debt and are deferred and amortized using the effective interest rate method. When a loan is paid, the related unamortized debt issue costs at the date of repayment are recognized in profit or loss.



### **Real Estate for Sale**

Property acquired or being constructed for sale in the ordinary course of business, rather than to be held for rental or capital appreciation, is held as inventory and is measured at the lower of cost and net realizable value (NRV).

Cost includes acquisition cost plus any other directly attributable costs of developing the asset to its saleable condition and costs of improving the properties up to the reporting date. Directly attributable costs include amounts paid to contractors, borrowing costs, planning and designing costs, costs of site preparation and construction overheads.

NRV is the estimated selling price in the ordinary course of the business, based on market prices at the reporting date and discounted for the time value of money if material, less estimated costs to complete and the estimated costs to sell. NRV in respect of land under development is assessed with reference to market prices at the reporting date for similar completed property, less estimated costs to complete the construction and less an estimate of the time value of money to the date of completion.

### **Borrowing Costs**

Borrowing costs directly attributable to the acquisition or construction of an asset that necessarily takes a substantial period of time to get ready for its intended use or sale are capitalized as part of the cost of the respective assets. All other borrowing costs are expensed in the period they occur. Borrowing costs consist of interest and other costs that an entity incurs in connection with the borrowing of funds.

The interest capitalized is calculated using the Group's weighted average cost of borrowings after adjusting for borrowings associated with specific developments. When borrowings are associated with specific developments, the amounts capitalized is the gross interest incurred on those borrowings less any investment income arising on their temporary investment. Interest is capitalized from the commencement of the development work until the date of practical completion. The capitalization of finance costs is suspended if there are prolonged periods when development activity is interrupted. Interest is also capitalized on the purchase cost of a site of property acquired specifically for redevelopment, but only where activities necessary to prepare the asset for redevelopment are in progress.

### **Investment Properties**

Investment properties are properties held either to earn rental income or for capital appreciation or both, but not for sale in the ordinary course of business or for administrative purposes.

The Group uses fair value model for the accounting of its investment properties. Under this method, investment properties are initially measured at cost but are subsequently remeasured at fair value at each reporting date, which reflects market conditions at the reporting date. Cost comprises the purchase price and any directly attributable costs in developing and improving the properties. Cost also includes the cost of replacing part of an existing investment property at the time that cost is incurred if the recognition criteria are met. The fair value of investment properties is determined using market data approach, income approach and cost approach by an independent real estate appraiser. Gains or losses arising from changes in the fair values of investment properties are included in profit or loss in the period in which they arise, including the corresponding tax effect. For the purposes of these consolidated financial statements, in order to avoid double counting, the fair value reported in the consolidated financial statements is reduced by the carrying amount of any accrued income resulting from the spreading of lease incentives and minimum lease payments.

Transfers are made to investment property when, and only when, there is a change in use, evidenced by the ending of owner-occupation, commencement of an operating lease to another party or ending



of the construction or development. Transfers are made from investment property when, and only when, there is a change in use, evidenced by the commencement of owner occupation or commencement of development with a view to sell.

Investment properties are derecognized when either those have been disposed of or when the investment property is permanently withdrawn from use and no future economic benefit is expected from its disposal. Any gain or loss on the retirement or disposal of an investment property is recognized in the consolidated statements of comprehensive income in the year of retirement or disposal.

### **Property and Equipment**

Property and equipment are carried at cost less accumulated depreciation and amortization and any impairment losses.

The initial cost of property and equipment consists of the purchase price, including import duties, borrowing costs (during the construction period) and other costs directly attributable to bring the asset to its working condition and location for its intended use. Cost also includes the cost of replacing parts of such property and equipment when the recognition criteria are met and the present value of the estimated cost of dismantling and removing the asset and restoring the site where the asset is located.

Expenditures incurred after the property and equipment have been put into operation, such as repairs, maintenance and overhaul costs, are normally charged to operations in the year the costs are incurred. In situations where it can be clearly demonstrated that the expenditures have resulted in an increase in the future economic benefits expected to be obtained from the use of an item of property and equipment beyond its originally assessed standard of performance, the expenditures are capitalized as additional costs of property and equipment.

Depreciation and amortization is calculated on a straight-line basis over the following estimated useful lives of the property and equipment:

Asset Type	Number of Years
Building and building improvements	50
Transportation and other equipment	3 to 5
Office equipment	3 to 5
Furniture and fixtures	3
Leasehold improvements	3 to 5 or lease term, whichever is shorter

The estimated useful lives and depreciation and amortization method are reviewed periodically to ensure that the periods and method of depreciation and amortization are consistent with the expected pattern of economic benefits from items of property and equipment.

Fully depreciated assets are retained in the account until they are no longer in use and no further charge for depreciation is made in respect to those assets.

Construction in progress is stated at cost. This includes cost of construction and other direct costs. Construction in progress is not depreciated until such time that the relevant assets are completed and available for operational use.

An item of property and equipment is derecognized upon disposal or when no future economic benefits are expected from its use or disposal. Any gain or loss arising on derecognition of the asset (calculated as the difference between the net disposal proceeds and the carrying amount of the asset) is included in profit or loss in the year the asset is derecognized.



### **Other Assets**

Other assets include input value-added tax (VAT), advances for project development, creditable withholding taxes (CWT), advances for asset purchase, amounts held in escrow (classified as financial assets), prepayments, deposits (classified as financial assets), deferred input VAT, and materials and supplies.

VAT. Revenues, expenses and assets are recognized net of the amount of VAT except:

- where VAT incurred on a purchase of assets or services is not recoverable from the taxation authority, in which case the VAT is recognized as part of the cost of acquisition of the asset or as part of the expense item as applicable; and
- where receivables and payables that are stated with the amount of VAT included.

The net amount of VAT recoverable from, or payable to, the tax authority is included as part of "Other assets" or "Accounts payable and other liabilities" accounts, respectively, in the consolidated statements of financial position.

*Creditable Withholding Taxes (CWT).* CWT represents the amount withheld by the Group's customers in relation to its income. CWT can be utilized as payment for income taxes provided that these are properly supported by certificates of creditable tax withheld at source subject to the rules on Philippine income taxation.

*Advances for Project Development.* Advances for project development are recognized whenever the Group pays in advance for its purchase of goods or services. These are measured at transaction price less impairment in value, if any.

*Prepayments.* Prepayments are expenses paid in advance and recorded as assets before these are utilized. Prepayments are apportioned over the period covered by the payment and charged to profit or loss when incurred. Prepayments that are expected to be realized for no more than 12 months after the reporting period are classified as current assets. Otherwise, these are classified as noncurrent assets.

*Deferred Input VAT.* In accordance with the Revenue Regulation (RR) No. 16-2005, input VAT on purchases or imports of the Group of capital goods (depreciable assets for income tax purposes) with an aggregate acquisition cost (exclusive of VAT) in each of the calendar month exceeding ₱1.0 million are claimed as credit against output VAT over 60 months or the estimated useful lives of capital goods, whichever is shorter. Deferred input VAT represents the unamortized amount of input VAT on capital goods. Deferred input VAT that are expected to be claimed against output VAT for no more than 12 months after the financial reporting period are classified as current assets. Otherwise, these are classified as noncurrent assets.

Where the aggregate acquisition cost (exclusive of VAT) of the existing or finished depreciable capital goods purchased or imported during any calendar month does not exceed ₱1.0 million, the total input VAT will be allowable as credit against output VAT in the month of acquisition.

*Software and Licenses.* Software and licenses are stated at cost less accumulated amortization and any impairment losses. Software and licenses are being amortized on a straight-line basis over ten (10) years and amortization is recognized in profit or loss. Amortization period and amortization method is reviewed at each reporting date. Any change in the useful life of the asset or the expected pattern of consumption of the future economic benefits embodied in the asset is recognized prospectively.



*Materials and Supplies.* The Group recorded as assets several excess construction materials and supplies from the completed construction of its projects. Materials and supplies are stated at lower of cost and NRV.

*Advances for Asset Purchase.* Advances for asset purchase are recognized whenever the Group pays in advance for land. These are measured at transaction price less impairment in value, if any.

#### **Impairment of Nonfinancial Assets**

The carrying amounts of the Group's nonfinancial assets are reviewed at each reporting date to determine whether there is any indication of impairment. If any such indication exists then the asset's net recoverable amount is estimated.

Any impairment loss is recognized if the carrying amount of an asset or its cash-generating unit (CGU) exceeds its net recoverable amount. A CGU is the smallest identifiable asset group that generates cash flows that are largely independent from other assets of the Group. Impairment losses are recognized in profit or loss in the period incurred.

The net recoverable amount of an asset is the greater of its value in use or its fair value less costs to sell. Value in use is the present value of future cash flows expected to be derived from an asset while fair value less cost to sell is the amount obtainable from the sale of an asset in an arm's length transaction between knowledgeable and willing parties less costs of disposal. In assessing value in use, the estimated future cash flows are discounted to their present values using a pre-tax discount rate that reflects current market assessments of the time value of money and the risks specific to the asset.

Impairment losses recognized in prior periods are assessed at each reporting date for any indications that the loss has decreased or no longer exists. An impairment loss is reversed if there has been a change in the estimates used to determine the recoverable amount. An impairment loss is reversed only to the extent that the asset's carrying amount does not exceed the carrying amount that would have been determined, net of depreciation or amortization, if no impairment loss has been recognized.

#### **Payable to Customers**

Payable to customers consist of amounts received by the Group from its tenants as reservation fee for lease or downpayments received from prospective buyers. These are recorded at face amount in the consolidated statements of financial position. These will be applied as security deposits upon execution of the lease contracts or against the total contract price of the real estate sale upon execution of contract to sell.

#### **Advance Rent**

Advance rent are initially recognized at the value of cash received, and will generally be applied as lease payments to the immediately succeeding months or in the last three (3) months of the lease term.

#### **Capital Stock**

*Preferred Stock.* The Group's preferred stocks are cumulative, nonvoting, nonparticipating and nonconvertible. Preferred stock is classified as equity if this is nonredeemable, or redeemable only at the Group's option, and any dividends thereon are discretionary. Dividends thereon are recognized as distributions within equity upon approval by the BOD of the Parent Company.

Preferred stock is classified as a liability if this is redeemable on a specific date or at the option of the shareholders, or if dividend payments are not discretionary. Dividends thereon are recognized as interest expense in profit or loss as accrued.



*Common Stock.* Common stock is measured at par value for all shares issued.

#### **Additional Paid-in Capital**

Additional paid-in capital is the proceeds and/or fair value of considerations received in excess of par value of the subscribed capital stock. Incremental costs incurred directly attributable to the issuance of new shares are recognized as deduction from equity, net of any tax. Otherwise, these are recognized as expense in profit or loss.

#### **Treasury Shares**

Treasury shares represent owner's equity instruments which are reacquired and deducted from equity. Treasury shares are accounted for at cost and shown as a deduction in the equity section of the consolidated statements of financial position. No gain or loss is recognized in profit or loss on the purchase, sale, issuance or cancellation of the Parent Company's own equity instruments.

#### **Retained Earnings**

Retained earnings represent the cumulative balance of net income or loss, net of any dividend declaration and prior period adjustments.

#### **Other Comprehensive Income**

Other components of equity comprise of items of income and expense that are not recognized in profit or loss for the year. Other comprehensive income pertains to cumulative remeasurement gains (losses) on net retirement liability.

#### **Parent Company's Shares Held by a Subsidiary**

Shares of the Parent Company held by a subsidiary are carried at cost and are deducted from equity. No gain or loss is recognized on the purchase, sale, issue or cancellation of the Parent Company's own equity instruments. When the shares are retired, the capital stock account is reduced by its par value and the excess of cost over par value upon retirement is debited to additional paid-in capital to the extent of the specific or average additional paid-in capital when the shares were issued and to retained earnings for the remaining balance.

#### **Non-controlling Interests**

Non-controlling interests represent the portion of net results and net assets not held by the Parent Company. These are within equity presented in the consolidated statements of financial position, separately from equity attributable to equity holders of the Parent Company and are separately disclosed in the consolidated statements of income and consolidated statements of comprehensive income. Non-controlling interests consist of the amount of those interests at the date of original business combination and the non-controlling interests' share on changes in equity since the date of the business combination.

#### **Basic and Diluted Earnings Per Share (EPS)**

Basic EPS is computed by dividing the net income for the period attributable to common equity holders of the Parent Company by the weighted average number of issued and outstanding and subscribed common shares during the period, with retroactive adjustment for any stock dividends declared.

Diluted EPS is computed in the same manner, adjusted for the effects of any potentially dilutive convertible securities.

#### **Revenue Recognition**

Revenue from contract with customers is recognized when the performance obligation in the contract has been satisfied, either at a point in time or over time. Revenue is recognized over time if one of the following criteria is met: (a) the customer simultaneously receives and consumes the benefits as the Group perform its obligations; (b) the Group's performance creates or enhances an asset that the



customer controls as the asset is created or enhanced; or (c) the Group's performance does not create an asset with an alternative use to the Group and the Group has an enforceable right to payment for performance completed to date. Otherwise, revenue is recognized at a point in time.

Revenue from contracts with customers is recognized when control of the goods and services is transferred to the customer in an amount that reflects the consideration to which the Group expected to be entitled in exchange for those goods and services.

The Group also assesses its revenue arrangements to determine if it is acting as a principal or as an agent. The Group has assessed that it acts as a principal in all of its revenue sources.

The following specific recognition criteria must also be met before revenue is recognized.

*Revenue from Real Estate Sales.* Revenue from the sale of completed real estate project is accounted for using the full accrual method in which revenue is recognized at a point in time when control is transferred to a customer. The Group transfers control of real estate for sale under pre-completion contracts over time and, therefore, satisfies the performance obligations under the contract and recognizes revenue over time.

The Group considers a contract to sell as a valid revenue contract. The Group also assesses the probability that it will collect the consideration under the contract prior to recognizing revenue. This assessment is based on the customer's ability and intention to pay the amount of consideration when it is due. If any of the above criteria is not met, the deposit method is applied until all the conditions for recognizing revenue are met.

The Group recognizes revenue from real estate sales under pre-completion contracts based on POC using the input method in which revenue is recognized on the basis of costs incurred up until the end of the reporting period as a proportion of total costs expected to be incurred.

The Group opted to defer the application guidelines of the provisions of the PIC Q&A No. 2018-12 (*as amended by PIC Q&A 2020-05*) with respect to the accounting for significant financing component, uninstalled materials and the exclusion of land in the computation of POC for a period of three (3) years.

Accordingly, the consideration is not adjusted for the effects of the time value of money, and the total cost incurred and total estimated cost to complete including the cost of land.

For tax purposes, full recognition is applied when more than 25% of the selling price has been collected in the year of sale. Otherwise, the installment method is applied.

*Leasing Revenue.* Leasing revenue consists of rent income and common use service area (CUSA) fees. Rent income arising from operating leases on investment properties is recognized on a straight-line basis over the lease terms, except for contingent rental income, which is recognized in the period that it arises. Tenant lease incentives are recognized as a reduction of rental income on a straight-line basis over the term of the lease. The lease term is the non-cancellable period of the lease together with any further term for which the tenant has the option to continue the lease, where, at the inception of the lease, management is reasonably certain that the tenant will exercise that option. CUSA fees are recognized as income once earned. These are charged monthly and are based on the lessee's proportionate share on the common areas.

Amounts received from tenants to terminate leases or to compensate for dilapidations are recognized in profit or loss when the right to receive those amounts arises.



*Property Management Fees.* Revenue is recognized in profit or loss when the related services are rendered.

*Interest Income.* Interest income is recognized as the interest accrues, taking into account the effective yield on the asset.

*Other Income.* Income from other sources is recognized when earned during the period.

### **Cost and Expenses Recognition**

Cost and expenses are decreases in economic benefits during the accounting period in the form of outflows or depletions of assets or incurrence of liabilities that result in decreases in equity, other than those relating to distributions to equity participants.

*Cost of Real Estate Sales.* Cost of real estate sales is recognized consistent with the revenue recognition method applied. Cost of condominium units sold before the completion of the development is determined on the basis of the acquisition cost of the land plus its full development costs, which include estimated costs for future development works.

*Cost of Leasing Operations.* Cost of leasing operations, which constitute direct cost incurred in relation to the leasing of properties of the Group which includes ACPT, Cazneau's dormitory units and MPI's commercial units, is recognized as expense when incurred.

*Cost of Services.* Cost of services, which constitute direct cost incurred in relation to APPS' provision of property management services, is recognized as expense when services are rendered.

*Operating Expenses.* Operating expenses constitute cost of administering the business and cost incurred to sell and market its products and services. These are recognized as incurred.

*Finance Costs.* Finance costs are recognized in profit or loss using the effective interest method.

### **Share-based Compensation**

The Parent Company has a stock option plan covering employees, officers and directors, whereby employees render services for shares or rights over shares ("equity-settled transaction"). The rights granted under the plan are not assignable and nontransferable. The cost of the equity-settled transactions is measured by reference to the fair value of the stock options on the date that it was granted. Stock options reserve presented as part of "Equity" is measured at fair value of the share options as at reporting date when the options are exercised, forfeited or lapsed.

### **Leases**

The Group assesses whether the contracts is, or contains, a lease. To assess whether a contract conveys the right to control the use of an identified assets for a period of time, the Group assesses whether, throughout the period of use, it has both of the following:

- i. the right to obtain substantially all of the economic benefits from use of the identified asset; and,
- ii. the right to direct the use of the identified asset.

If the Group has the right to control the use of an identified asset for only a portion of the term of the contract, the contract contains a lease for that portion of the term.

The Group also assesses whether a contract contains a lease for each potential separate lease component.



*The Group as a Lessor.* Leases where the Group retains substantially all the risks and benefits of ownership of the asset are classified as operating leases. Initial direct costs incurred in negotiating an operating lease are added to the carrying amount of the leased asset and recognized on a straight-line basis over the lease term on the same basis as rental income. Contingent rents are recognized as revenue in the period in which these are earned.

### **Employee Benefits**

*Short-term Benefits.* The Group recognizes a liability net of amounts already paid and an expense for services rendered by employees during the accounting period. A liability is also recognized for the amount expected to be paid under short-term cash bonus or profit sharing plans if the Group has a present legal or constructive obligation to pay this amount as a result of past service provided by the employee, and the obligation can be estimated reliably.

Short-term employee benefit liabilities are measured on an undiscounted basis and are expensed as the related service is provided.

*Retirement Benefits.* The Group has a funded, non-contributory defined benefit plan covering all qualified employees. The retirement benefits cost is determined using the projected unit credit method which reflects services rendered by employees to the date of valuation and incorporates assumptions concerning employees' projected salaries.

The Group recognizes service costs, comprising of current service costs, past service costs and net interest expense or income in profit or loss. Net interest is calculated by applying the discount rate to the net retirement liability or asset.

Past service costs are recognized in profit or loss on the earlier of the date of the plan amendment or curtailment, and the date that the Group recognizes restructuring-related costs.

Remeasurements pertaining to actuarial gains and losses and return on plan assets are recognized immediately in OCI in the period in which they arise. Remeasurements are not reclassified to profit or loss in subsequent periods.

Plan assets are assets that are held in trust and managed by a trustee bank. Plan assets are not available to the creditors of the Group, nor can they be paid directly to the Group. The fair value of the plan assets is based on the market price information. When no market price is available, the fair value of plan assets is estimated by discounting expected future cash flows using a discount rate that reflects both the risk associated with the plan assets and the maturity or expected disposal date of those assets (or, if they have no maturity, the expected period until the settlement of the related obligations). If the fair value of the plan assets is higher than the present value of the retirement liability, the measurement of the resulting defined benefit asset is limited to the present value of economic benefits available in the form of refunds from the plan or reductions in future contributions to the plan.

The net retirement asset (liability) is the aggregate of the present value of the defined benefit obligation and the fair value of plan assets against which the obligations are to be settled directly, adjusted for any effect of asset ceiling. The present value of the retirement obligation is determined by discounting the estimated future cash outflows using interest rate on government bonds that have terms to maturity approximating the terms of the related retirement liability. The asset ceiling is the present value of future economic benefits available in the form of refunds from the plan or reductions in future contribution to the plan.

Actuarial valuations are made with sufficient regularity so that the amounts recognized in the consolidated financial statements do not differ materially from the amounts that would be determined at the reporting date.



### **Foreign Currency - Denominated Transactions**

Transactions in foreign currencies are translated to the functional currency at exchange rates at the dates of the transactions. Monetary assets and liabilities denominated in foreign currencies at the reporting date are retranslated to the functional currency at the exchange rate at reporting date. Resulting exchange differences arising on the settlement of or on translating such monetary assets and liabilities are recognized in profit or loss.

### **Income Taxes**

*Current Tax.* Current tax assets and liabilities are measured at the amount expected to be recovered from or paid to the tax authority. The tax rates and tax laws used to compute the amount are those that have been enacted or substantively enacted at the reporting date.

*Deferred Tax.* Deferred tax is provided on all temporary differences at the reporting date between the tax bases of assets and liabilities and their carrying amounts for financial reporting purposes.

Deferred tax liabilities are recognized for all taxable temporary differences. Deferred tax assets are recognized for all deductible temporary differences, carryforward benefits of unused tax credits from excess minimum corporate income tax (MCIT) over the regular corporate income tax (RCIT) and unused net operating loss carryover (NOLCO), to the extent that it is probable that taxable income will be available against which the deductible temporary differences and carryforwards of unused MCIT and NOLCO can be utilized.

The carrying amount of deferred tax assets is reviewed at each reporting date and reduced to the extent that it is no longer probable that sufficient taxable income will be available to allow all or part of the deferred tax asset to be utilized. Unrecognized deferred tax assets are reassessed at each reporting date and are recognized to the extent that it has become probable that future taxable income will allow the deferred tax assets to be recovered.

Deferred tax assets and liabilities are measured at the tax rates that are applicable to the year when the asset is realized or the liability is settled, based on tax rates and tax laws that have been enacted or substantively enacted at the reporting date.

The measurement of deferred tax liabilities and assets reflects the tax consequences that would follow from the manner in which the Company expects, at the end of the reporting period, to recover or settle the carrying amount of its assets and liabilities. For purposes of measuring deferred tax liabilities and deferred tax assets for investment properties that are measured using the fair value model, the carrying amounts of such properties are presumed to be recovered entirely through sale, unless the presumption is rebutted, that is, when the investment property is depreciable and is held within the business model whose objective is consume substantially all of the economic benefits embodied in the investment property over time, rather than through sale.

Most changes in deferred tax assets or deferred tax liabilities are recognized as a component of tax expense in profit or loss, except to the extent that it relates to items recognized in other comprehensive income or directly in equity. In this case, the tax is also recognized in other comprehensive income or directly in equity, respectively.

Deferred tax relating to items recognized outside profit or loss is recognized under OCI and outside profit or loss.

Deferred tax assets and deferred tax liabilities are offset if a legally enforceable right exists to offset current tax assets against current tax liabilities and deferred taxes relate to the same taxable entity and the same tax authority.



### **Related Party Transactions**

Related party transactions are transfer of resources, services or obligations between the Group and its related parties, regardless whether a price is charged. Transactions between related parties are accounted for at arm's length prices or on terms similar to those offered to non-related parties in an economically comparable market.

Parties are considered to be related if one party has the ability to control the other party or exercise significant influence over the other party in making financial and operating decisions. These includes: (a) individuals owning, directly or indirectly through one or more intermediaries, control or are controlled by, or under common control with the Group; (b) associates; (c) individuals owning, directly or indirectly, an interest in the voting power of the investee that gives them significant influence over the investee and close members of the family of any such individual; and, (d) the Parent Company's funded retirement plan.

In considering each possible related party relationship, attention is directed to the substance of the relationship and not merely on the legal form.

The key management personnel of the Group are also considered to be related parties.

### **Segment Reporting**

The Group's operating businesses are organized and managed separately according to the nature of the products and services provided, with each segment reporting a strategic business unit that offers different products and serves different markets. Financial information on the Group's business segments is presented in Note 29 to the interim consolidated financial statements.

### **Provisions and Contingencies**

Provisions are recognized when the Group has a present legal or constructive obligation as a result of a past event, it is probable that an outflow of resources embodying economic benefits will be required to settle the obligation and a reliable estimate can be made of the amount of the obligation. Provisions are measured at the estimated expenditure required to settle the present obligation, based on the most reliable evidence available at the end of the reporting period, including risks and uncertainties associated with the present obligation. If the effect of the time value of money is material, provisions are determined by discounting the expected future cash flows at a pre-tax rate that reflects current market assessments of the time value of money and, where appropriate, the risks specific to the liability. Where discounting is used, the increase in the provision due to the passage of time is recognized as an interest expense. Provisions are reviewed at the end of each reporting period and adjusted to reflect the current best estimate.

Contingent liabilities are not recognized in the consolidated financial statements but are disclosed in the notes to consolidated financial statements unless the possibility of an outflow of resources embodying economic benefits is remote. Contingent assets are not recognized in the consolidated financial statements but are disclosed in the notes to consolidated statements of financial position when an inflow of economic benefits is probable.

### **Events After the Reporting Period**

Any post-year-end event that provides additional information about the Group's financial position at the end of the reporting period (adjusting event) is reflected in the consolidated financial statements. Post-year-end events that are not adjusting events are disclosed in the notes to consolidated financial statements when material.

## **3. SIGNIFICANT ACCOUNTING JUDGMENTS, ESTIMATES AND ASSUMPTIONS**

The preparation of consolidated financial statements in accordance with PFRS requires management to make judgments, estimates and assumptions that affect the application of policies and reported



amounts of asset, liabilities, income and expenses. The accounting estimates and associated assumptions are based on historical experience and various other factors that are believed to be reasonable under the circumstances, the results of which form the basis of making the judgments about the carrying amounts of assets and liabilities that are not readily apparent from other sources. Actual results may differ from these estimates.

### **Judgments**

In the process of applying the Group's accounting policies, management has made the following judgments, apart from those involving estimation, which have the most significant effect on the amounts recognized in the consolidated financial statements:

*Determining Functional Currency.* Based on management's assessment, the functional currency of the Group has been determined to be Philippine Peso, the currency of the primary economic environment in which the Group operates. It is the currency that mainly influences the operations of the Group.

*Classifying Financial Instruments.* The Group exercises judgment in classifying financial instruments in accordance with PFRS 9. The Group exercises judgment in classifying a financial instrument, or its component parts, on initial recognition as either a financial asset, a financial liability or an equity instrument in accordance with the Group's business model and its contractual cash flow characteristics and the definitions of a financial asset, a financial liability or an equity instrument. The substance of a financial instrument, rather than its legal form, governs its classification in the consolidated statements of financial position.

*Determining Control or Joint Control over an Investee Company.* Control is presumed to exist when an investor is exposed, or has rights, to variable returns from its involvement with the investee and has the ability to affect those returns through its power over the investee. On the other hand, joint control is the contractually agreed sharing of control of an arrangement, which exists only when decisions about the relevant activities require the unanimous consent of the parties sharing control. The Group has determined that by virtue of the Parent Company's majority ownership of voting rights in its subsidiaries as at September 30, 2023 and December 31, 2022, it has the ability to exercise control over these investees.

*Determining Revenue and Cost Recognition.* Selecting an appropriate revenue recognition method for a particular real estate transaction requires certain judgments based on the buyer's commitment on the sale which may be ascertained through the significance of the buyer's initial investment and completion of development.

The Group recognizes revenue over time if one of the following criteria is met:

- The customer simultaneously receives and consumes the benefits provided by the Group performance as the entity performs.
- The Group's performance creates or enhances an asset that the customer controls as the asset is created or enhanced.
- The Group's performance does not create an asset with an alternative use to the Group and the Group has an enforceable right to payment for performance completed to date.

The Group concluded that revenue from real estate sale of office units and sale of residential units in should be recognized over time. The Group also determined that input method is the appropriate method in measuring the POC. Under POC, the Group satisfies its performance obligation to deliver a portion of the property to the customer over time. The input method is based on the costs incurred up until the end of the reporting period as a proportion of total costs expected to be incurred. Changes



in estimates may affect the reported amounts of revenue, cost of real estate sales, contract assets and contract liabilities-

*Classifying Real Estate for Sale, Investment Properties and Property and Equipment.* The Group determines whether a property qualifies as a real estate for sale, an investment property or an item of property and equipment. In making its judgment, the Group considers whether the property is held for sale in the ordinary course of business, held primarily to earn rentals or capital appreciation or both, or used for operations and administrative purposes by the Group.

*Determining Highest and Best Use of Investment Properties.* The Group determines the highest and best use of its investment properties when measuring fair value. In making its judgment, the Group takes into account the use of the investment properties that is physically possible, legally permissible and financially feasible. The Group has determined that the highest and best use of the investment properties is their current use.

*Determining Lease Commitments - Group as Lessor.* The Group determines the highest and best use of its investment properties when measuring fair value. In making its judgment, the Group takes into account the use of the investment properties that is physically possible, legally permissible and financially feasible. The Group has determined that the highest and best use of the investment properties is their current use.

*Classifying Lease Commitments - Group as a Lessee.* The Group has entered into lease agreements as a lessee. For these leases, the Group availed of the exemption for short-term leases with term of 12 months or less. Accordingly, lease payments on short-term leases were recognized as expense on a straight-line basis over the lease term.

*Assessing Provisions and Contingencies.* The Group evaluates legal and administrative proceedings to which it is involved based on analysis of potential results. Management and its legal counsels do not believe that any current proceedings will have material adverse effects on its consolidated financial position and results of operations. It is possible, however, that future results of operations could be materially affected by changes in estimates or in the effectiveness of strategies relating to these proceedings.

#### **Accounting Estimates and Assumptions**

The following are the key assumptions concerning the future, and other key sources of estimation uncertainty at the end of reporting period that have a significant risk of causing a material adjustment to the carrying amounts of assets and liabilities within the next financial year:

*Recognizing Revenue and Cost of Real Estate Sales.* The Group's revenue and cost recognition policies require management to make use of estimates and assumptions that may affect the reported amounts of revenue and cost. Revenue and cost of sale of real estate recognized based on POC are measured principally based on the costs incurred up until the end of the reporting period at a proportion of total costs expected to be incurred.

*Estimating Fair Value of Investment Properties.* Investment properties are measured at fair values. The Group works closely with external qualified valuers who performed the valuation using appropriate valuation techniques. The appraiser used a valuation technique based on comparable market data adjusted as necessary to reflect the specific assets' location and condition and, estimated expected future cash flows, yields, occupancy rates, discount rates, replacement costs and remaining economic life. The valuation techniques and inputs used in the fair value measurement of investment properties are disclosed in Note 9 to the consolidated financial statements.



For the purpose of fair value disclosures, the Group has determined classes of assets and liabilities on the basis of the nature, characteristics and risks of the investment properties and the level of the fair value hierarchy.

*Determining NRV of Real Estate for Sale.* Real estate for sale is stated at lower of cost or NRV. NRV for completed real estate for sale is assessed with reference to market conditions and prices existing at the reporting date and is determined by the Group in the light of recent market transactions. NRV in respect of real estate assets under construction is assessed with reference to market prices at the reporting date for similar completed property, less estimated costs to complete the construction and less estimated costs to sell. The amount and timing of recorded expenses for any period would differ if different judgments were made or different estimates were utilized.

*Assessing ECL on Trade Receivables and Contract Assets.* The Group initially uses a provision matrix based on historical default rates for trade receivables. The provision matrix specifies provision rates depending on the number of days that a receivable is past due. The Group then calibrates the provision matrix to adjust historical credit loss experience with forward-looking information on the basis of current observable data to reflect the effects of current and forecasted economic conditions.

The Group adjusts historical default rates if forecasted economic conditions such as gross domestic product are expected to deteriorate which can lead to increased number of defaults in the real estate industry. The Group regularly reviews the methodology and assumptions used for estimating ECL to reduce any differences between estimates and actual credit loss experience.

The determination of the correlation between historical default rates and forecasted economic conditions is a significant estimate. Accordingly, the provision for ECL of receivable from real estate sales is sensitive to changes in assumptions about forecasted economic conditions.

The Group's exposure to risk of default is mitigated by the requirement that title to real estate for sale is transferred to the buyer only upon full payment of the contract price.

*Assessing ECL on Other Financial Assets at Amortized Cost.* The Group determines the allowance for ECL based on the probability-weighted estimate of the present value of all cash shortfalls over the expected life of financial assets at amortized cost. ECL is provided for credit losses that result from possible default events within the next 12-months unless there has been a significant increase in credit risk since initial recognition in which case ECL are provided based on lifetime ECL.

When determining if there has been a significant increase in credit risk, the Group considers reasonable and supportable information that is available without undue cost or effort and that is relevant for the particular financial instrument being assessed such as, but not limited to, the following factors:

- actual or expected external and internal credit rating downgrade;
- existing or forecasted adverse changes in business, financial or economic conditions;
- actual or expected significant adverse changes in the operating results of the borrower; and
- significant changes in credit spread, rates or terms such as more stringent covenants and increased amount of collateral or guarantees.

The Group also considers financial assets that are more than 30 days past due to be the latest point at which lifetime ECL should be recognized unless it can demonstrate that this does not represent a significant risk in credit risk such as when non-payment was an administrative oversight rather than resulting from financial difficulty of the borrower.

*Determining Fair Value of Investment in Money Market Fund.* The Group classifies its investment in money market fund as financial asset at FVPL in the consolidated statements of financial position. The Group determined the fair value of investment in money market fund using available market prices in



active markets for identical assets (Level 1). Any changes in the fair value of this financial asset would affect profit or loss.

*Estimating the Useful Lives of Property and Equipment.* The Group reviews annually the estimated useful lives of property and equipment based on expected asset's utilization, market demands and future technological development. It is possible that the factors mentioned may change in the future, which could cause a change in estimated useful lives. A reduction in estimated useful lives could cause a significant increase in depreciation and amortization of property and equipment.

*Assessing Impairment of Nonfinancial Assets.* The Group assesses impairment on nonfinancial assets whenever events or changes in circumstances indicate that the carrying amount of an asset may not be recoverable. In assessing whether there is any indication that an asset may be impaired, the Group considers the external and internal sources of information. External sources of information include but are not limited to unexpected significant decline in market value and any other significant changes with an adverse effect on the Group, whether it had taken place during period or will take place in the near future in the market, economic or legal environment in which the entity operates or in the market to which the asset is dedicated. Internal sources of information include evidence of obsolescence or physical damage on an asset, significant changes with an adverse effect on the Group whether it had taken place during the period, or are expected to take place in the near future, to the extent to which, or in a manner in which, an asset is used or is expected to be used, and any other evidence that indicates that the economic performance of an asset is, or will be, worse than expected.

Whenever the carrying amount of an asset exceeds its recoverable amount, an impairment loss is recognized. The recoverable amount is the higher of an asset's fair value less cost to sell and value in use. The fair value less cost to sell is the amount obtainable from the sale of an asset in an arm's length transaction while value in use is the present value of estimated future cash flows expected to arise from the continuing use of an asset and from its disposal at the end of its useful life.

Value in use is determined as the present value of estimated future cash flows expected to be generated from the continued use of the assets. The estimated cash flows are projected using growth rates based on historical experience and business plans and are discounted using pretax discount rates that reflect the current assessment of the time value of money and the risks specific to the asset.

Recoverable amounts are estimated for individual assets or, if it is not possible, for the CGU to which the asset belongs.

*Estimating Retirement Expense.* The determination of the Group's obligation and cost for pension and other retirement benefits is dependent on selection of certain assumptions used by actuaries in calculating such amounts. Those assumptions are described in Note 22 to the consolidated financial statements and include among others, discount rate and salary increase rate. While the Group believes that the assumptions are reasonable and appropriate, significant differences in actual experience or significant changes in assumptions materially affect net retirement liability.

*Assessing Realizability of Deferred Tax Assets.* The Group's assessment on the recognition of deferred tax assets on deductible temporary differences and carryforward benefits of unused MCIT and NOLCO is based on the projected taxable income in the following periods. Based on the projection, not all future deductible temporary differences will be realized, therefore, only a portion of deferred tax assets was recognized.



#### 4. CASH AND CASH EQUIVALENTS

This account consists of:

	September 2023	December 2022
Cash on hand	46,816	175,000
Cash in bank	1,671,274,791	1,087,334,786
Cash equivalents	3,853,133,842	3,708,783,876
	5,524,455,449	4,796,293,662

Cash in banks earn interest at prevailing bank deposit rates and are immediately available for use in the current operations. Cash equivalents are made up of short-term investments for varying periods up to three (3) months or less and earn interest at the respective prevailing short-term investment rates.

#### 5. FINANCIAL ASSETS AT FVPL

Financial assets at FVPL amounting to ₱1,796.7 million and ₱2,246.0 million as at September 30, 2023 and December 31, 2022, respectively, represent units of participation in money market fund-

Financial assets at FVPL include unrealized gains amounting to ₱6.6 million and loss of ₱0.08 million for the nine months ended September 30, 2023 and 2022, respectively, and included as part of "Other income" account in the interim consolidated statements of comprehensive income. Realized gain on disposals of financial assets at FVPL amounted to ₱51.1 million and ₱22.6 million for the nine months ended September 30, 2023 and 2022, respectively (see Note 21).

The fair value of financial assets at FVPL is classified under Level 1 of the fair value hierarchy using quoted market prices.

#### 6. RECEIVABLES

This account consists of:

	September 2023	December 2022
Trade receivables from:		
Sale of real estate	1,538,896,637	1,975,808,602
Leasing	186,643,800	123,938,918
Due from related parties	96,409,747	46,409,707
Interest receivable	71,916,846	49,851,949
Accrued rent receivables	46,038,074	46,903,720
Advances to employees	21,172,322	9,014,053
Receivable from sale of interests in subsidiaries (Note 15)	-	4,169,113
Other receivables	169,985,392	125,705,373
	2,131,062,818	2,381,801,435
Allowance for impairment losses	(1,746,790)	(1,746,790)
	2,129,316,028	2,380,054,645



The aging analysis of receivables are shown below:

	Neither Past Due nor Impaired	Past Due but Not Impaired			Past due and impaired	<b>TOTAL</b>
		Within 6 months	7 months to 1 year	More than 1 year		
Receivables	1,553,170,381	200,655,046	41,933,888	331,809,923	1,746,790	<b>2,129,316,028</b>

Trade receivables from sale of real estate pertain to receivables from sale of condominium units and residential townhouses that were already billed. These receivables are noninterest-bearing and generally collectible within sixty (60) days. Titles to the units sold under this arrangement are transferred to the buyers only upon full payment of the contract price. Trade receivables from leasing operations are noninterest-bearing, unsecured and collectible within thirty (30) days.

Interest receivable includes accrual of interest from the Group's short-term placements.

Accrued rent receivable pertains to the difference between rental income recognized using straight-line method of accounting and rental payments based on the terms of the lease contracts.

Advances to employees represent salary and other loans granted to employees which are noninterest-bearing in nature and collectible through salary deductions.

Receivable from sale of interests in subsidiaries pertains to Parent Company's receivable arising from the sale of interests in Bhavana and Bhavya, which is noninterest-bearing and collectible on demand.

Other receivables mainly include other charges and advances which are noninterest-bearing and collectible on demand.

## 7. CONTRACT ASSETS AND CONTRACT LIABILITIES

The Group's contract assets and contract liabilities are as follows:

	September 2023	December 2022
Contract assets	<b>4,249,725,051</b>	3,920,367,468
Contract liabilities	<b>156,112,744</b>	231,469,884
Net contract assets	<b>4,093,612,307</b>	3,688,897,584

Contract assets pertain to receivables from the sale of condominium units and residential townhouses of the Group representing the excess of cumulative revenues from real estate sales over billed amounts. These amounts will be billed and collected in accordance with the agreed payment terms with the buyers, which is normally up to maximum of five years.

Contract liabilities pertain to downpayments received from the real estate buyers at the inception of the contracts in which the related revenue is not yet recognized as at September 30, 2023 and December 31, 2022.

## 8. REAL ESTATE FOR SALE

This account consists of:

	September 2023	December 2022
Raw land	<b>1,274,725,648</b>	1,434,061,310
Assets under construction	<b>6,952,784,199</b>	6,772,638,516



	September 2023	December 2022
Condominium units for development	372,550,787	1,174,683,760
	8,600,060,634	9,381,383,586

#### **Raw Land**

Raw land pertains to parcels of land acquired by the Group for future development projects that are intended for sale. In 2022, advances for asset purchase under “Other Assets” aggregating ₱209 million was transferred to “Real estate for sale”.

#### **Assets under Construction**

Assets under construction consist of land and development costs of ongoing real estate projects of the Group. As at September 30, 2023, this account includes the land and development costs of Cebu Exchange, Savya Financial Center, Sevina Park, Lucima Residences and Eluria (see Note 1).

In June 2022, the Board of Directors of CLLC, in line with management objective to increase the corporation's recurring income, approved to keep 8,059 sqm of Cebu Exchange office units with 72 appurtenant parking slots, 2,628 sqm of retail units and an additional of 36 non-appurtenant parking slots as leasing assets of CLLC. This was reclassified from “Real estate for sale” account to “Investment properties” account aggregating ₱843.8 million.

In June 2023, CLCC board approved the reclassification of additional office units with parking slots for lease to further increase CLLC’s recurring income. This was reclassified from “Real estate for sale” account to “Investment properties” account aggregating ₱453.8 million. Consequently, the corporation's leasing assets to date consists of 16,003 square meters of office and retail units together with 118 appurtenant and 36 non-appurtenant parking slots.

In 2022, Cazneau transferred portion of its assets under construction from “Investment properties” account to “Real estate for sale” account aggregating ₱40.6 million because of the change in the intended use of the property as approved by the BOD.

In 2022, Bhavya transferred assets under construction pertaining to cost of model unit from “Real estate for sale” account to “Property and equipment” account aggregating ₱18.2 million because of the change in the intended use of the property as approved by the BOD.

#### **Condominium Units for Development**

Condominium units for development pertain to condominium units in Makati City acquired by the Group and are intended for future development and for sale. In 2023, land and development costs of Eluria were transferred to Assets under construction.

#### **NRV of Real Estate for Sale**

Real estate for sale is stated at cost which is lower than its NRV and there is no allowance for inventory obsolescence as at September 30, 2023 and December 31, 2022.

### **9. INVESTMENT PROPERTIES**

This account consists of:

	September 2023	December 2022
Arthaland Century Pacific Tower (ACPT)	6,368,739,601	6,182,842,179
Cebu Exchange	2,756,502,450	1,797,996,536
Arya Residences:		
Commercial units	1,265,254,657	1,265,254,657
Parking slots	181,740,596	181,740,596



	September 2023	December 2022
Land:		
UPHI's Laguna and Tagaytay properties	829,421,708	829,421,708
Cazneau's commercial lots	438,702,090	438,702,090
ALCO's Batangas and Tagaytay properties	216,961,878	216,961,878
Courtyard Hall	360,864,616	360,864,616
	<b>12,418,187,596</b>	<b>11,273,784,260</b>

### **ACPT**

Carrying amount of ACPT includes office units and parking slots for lease. ACPT is used as collateral for loans payable amounting to ₱1,193.8 million and ₱1,420.4 million as at September 30, 2023 and December 31, 2022, respectively (see Note 12).

### **Cebu Exchange**

The carrying amount of Cebu Exchange includes office and retail units and parking slots for lease. In 2023, CLLC transferred additional portion of investment properties amounting to ₱453.8 million from "Real estate for sale" account to "Investment properties" account due to change of intention in the use of the property as approved by the BOD (see Note 8).

### **Arya Residences' Commercial Units and Parking Slots**

Commercial units and parking slots in Arya Residences are used for leasing operations.

### **Land**

UPHI's raw land, with fair value amounting to ₱829.4 million as at September 30, 2023 and December 31, 2022, has a total area of 33 hectares and are located at Barangay Gonzalo Bontog, Calamba City and Barangay Calabuso, Tagaytay City. Portion of the UPHI's raw land was the subject of an expropriation proceedings filed by the National Transmission Commission (NTC, successor-in-interest of National Power Corporation) with the Regional Trial Court of Calamba City, Laguna. The other parties to the case filed their respective appeals with the Court of Appeals (CA) assailing the amount of just compensation determined by the trial court. The appeal remains pending with the CA.

Moreover, a complaint for quieting of title was filed by UPHI on October 18, 2010 because of the erroneous issuance of tax declarations by the City of Tagaytay covering UPHI's property located in Calamba City, Laguna. In June 2020, the case was decided by the trial court in favor of UPHI. The losing defendants in the case filed their respective appeals with the CA and UPHI filed its appellee's brief defending the decision of the trial court. The case remains pending with the CA.

As at September 30, 2023, the case with NTC is still ongoing and yet to be resolved by the CA. The Company intends to amicably settle with the NTC, since the Company had already been deprived of effective use and enjoyment of the property. Management assessed that although the potential effect of this case on the Company's financial statements would not be significant, an amicable settlement with the NTC could allow the Company to recoup the cost of the expropriated portion of the property.

Raw land of the Parent Company has a total area of 10.3 hectares located in Batangas and Tagaytay with fair value aggregating to ₱217.0 million as at September 30, 2023 and December 31, 2022.

### **Courtyard Hall**

Courtyard Hall of Cazneau used for leasing operations were recognized at fair value amounting to ₱360.9 million as at September 30, 2023 and December 31, 2022.



## Fair Value Measurement

Details of the valuation techniques used in measuring fair values of investment properties classified under Levels 2 and 3 of the fair value hierarchy are as follows:

Class of Property	Valuation Technique	Significant Inputs	September 2023	December 2022
ACPT	Discounted cash flow approach (DCF)	Rental rate for an office unit per square meter (sqm)	<b>₱1,720</b>	₱1,717
		Rental rate per parking slot	<b>₱8,025</b>	₱8,025
		Discount rate	<b>8.91%</b>	9.07%
		Vacancy rate	<b>0%-5%</b>	5%
		Calculated no. of net leasable area (total sqm)	<b>18,059</b>	18,059
		Income tax rate	<b>25%</b>	25%
Cebu Exchange: Commercial units	Discounted cash flow approach	Rental rate per square meter (sqm)	<b>₱1,323</b>	₱1,200
		Rent escalation rate per annum (p.a.)	<b>5%</b>	5%
		Discount rate	<b>9.09%</b>	8.37%
		Vacancy rate	<b>50%</b>	50%
		Income tax rate	<b>25%</b>	25%
Office units	Discounted cash flow approach	Rental rate per sqm	<b>₱772</b>	₱700
		Rent escalation rate p.a.	<b>5%</b>	5%
		Discount rate	<b>9.09%</b>	8.37%
		Vacancy rate	<b>25%</b>	50%
		Income tax rate	<b>25%</b>	25%
Parking slots	Discounted cash flow approach	Rental rate per slot	<b>₱5,250</b>	₱3,000
		Rent escalation rate p.a.	<b>5%</b>	5%
		Discount rate	<b>9.09%</b>	8.37%
		Vacancy rate	<b>50%</b>	50%
		Income tax rate	<b>25%</b>	25%
Arya Residences:				
Commercial units	Discounted cash flow approach	Rental rate per sqm	<b>₱3,350</b>	₱3,350
		Rent escalation rate p.a.	<b>7%</b>	7%
		Discount rate	<b>9.07%</b>	9.07%
		Vacancy rate	<b>5%</b>	5%
		Income tax rate	<b>25%</b>	25%
Parking slots	Discounted cash flow approach	Rental rate per slot	<b>₱7,900</b>	₱7,900
		Rent escalation rate p.a.	<b>7%</b>	7%
		Discount rate	<b>9.07%</b>	9.07%
		Vacancy rate	<b>10%</b>	10%
		Income tax rate	<b>25%</b>	25%
Land:				
UPHI's Laguna and Tagaytay properties	Market data approach	Price per sqm	<b>₱2,500</b>	₱2,500
		Value adjustments	<b>5% - 10%</b>	5% - 10%
Cazneau's Laguna Properties	Market data approach	Price per sqm	<b>₱70,000</b>	₱70,000
		Value adjustments	<b>5% - 20%</b>	5% - 20%
ALCO's Batangas and Tagaytay properties	Market data approach	Price per sqm	<b>₱2,000</b>	₱2,000
		Value adjustments	<b>5% - 10%</b>	5% - 10%
Courtyard Hall	Depreciated replacement Method	Estimated replacement cost	<b>₱143,117,000</b>	₱143,117,000
		Remaining economic life	<b>34 years</b>	34 years



Details of the valuation techniques used in measuring fair values of investment properties are as follows:

### Discounted Cash Flow Approach

Under the DCF approach, a property's fair value is estimated using explicit assumptions regarding the benefits and liabilities of ownership over the asset's estimated useful life including an exit or terminal value. As an accepted method within the income approach to valuation, the DCF approach involves the projection of a series of cash flows on a real property interest. An appropriate, market-derived discount rate is applied to projected cash flow series to establish the present value of the income stream associated with the investment property.

Periodic cash flows of investment properties are typically estimated as gross income less vacancy and operating expenses. The series of periodic net operating income, along with an estimate of the terminal value anticipated at the end of the projection period, is then discounted.

The frequency of inflows and outflows are contract and market-derived. The DCF approach assumes that cash outflows occur in the same period that expenses are recorded.

*Sensitivity Analysis.* Generally, significant increases (decreases) in rental rate per sq.m. or per slot and rent escalation rate p.a. in isolation would result in a significantly higher (lower) fair value measurement. Significant increases (decreases) in discount rate and vacancy rate in isolation would result in a significantly lower (higher) fair value measurement.

### Market Data Approach

Market data approach involves the comparison of the UPHI's Laguna and Tagaytay properties, Cazneau's Laguna properties and ALCO's Batangas and Tagaytay properties to those that are more or less located within the vicinity of the appraised properties and are subject of recent sales and offerings. Adjustments were made to arrive at the market value by considering the location, size, shape, utility, desirability and time element.

The inputs to fair valuation are as follows:

- *Price per sqm* - estimated value prevailing in the real estate market depending on the location, area, shape and time element.
- *Value adjustments* - adjustments are made to bring the comparative values in approximation to the investment property taking into account the location, size and architectural features among others.

### Depreciated Replacement Cost Method

Depreciated replacement cost method is used to estimate valuation of Courtyard Hall by computing for the replacement cost of the assets and applying appropriate adjustments for physical deterioration and functional and economic obsolescence.

## 10. PROPERTY AND EQUIPMENT

The balances and movements of this account consist of:

	September 2023					
	Building and Building Improvements	Transportation Equipment	Office Equipment	Furniture and Fixtures	Leasehold Improvements	Total
Cost						
Balance at beginning of year	₱246,302,891	₱95,710,788	₱48,386,884	₱95,370,038	₱78,500	₱485,849,101
Additions	480,917	18,731,252	8,133,872	6,166,093	-	33,512,134
Disposals	-	(6,588,033)	-	-	-	(6,588,033)



Balance at end of year	246,783,808	107,854,007	56,520,756	101,536,131	78,500	512,773,202
<b>Accumulated Depreciation and Amortization</b>						
Balance at beginning of year	40,685,343	43,921,876	36,825,221	30,398,158	78,500	151,909,098
Depreciation and amortization	3,435,806	16,448,282	7,338,938	18,567,607	-	45,790,633
Disposals	-	(5,458,929)	-	-	-	(5,458,929)
Reclassification	-	-	-	120,953	-	120,953
Balance at end of year	44,121,149	54,911,229	44,164,159	49,086,718	78,500	192,361,755
Carrying Amount	₱202,662,659	₱52,942,778	₱12,356,597	₱52,449,413	₱-	₱320,411,447

	December 2022					
	Building and Improvements	Transportation Equipment	Office Equipment	Furniture and Fixtures	Leasehold Improvements	Total
<b>Cost</b>						
Balance at beginning of year	₱246,302,891	₱85,240,790	₱68,877,590	₱24,861,413	₱78,500	₱425,361,184
Additions	-	32,908,114	20,396,991	52,313,554	-	105,618,659
Disposals	-	(22,438,116)	-	-	-	(22,438,116)
Reclassification	-	-	(40,887,697)	18,195,071	-	(22,692,626)
Balance at end of year	246,302,891	95,710,788	48,386,884	95,370,038	78,500	485,849,101
<b>Accumulated Depreciation and Amortization</b>						
Balance at beginning of year	35,771,010	42,483,571	54,370,174	19,444,563	78,500	152,147,818
Depreciation and amortization	4,914,333	19,329,891	8,720,433	10,953,595	-	43,918,252
Disposals	-	(17,891,586)	-	-	-	(17,891,586)
Reclassification	-	-	(26,265,386)	-	-	(26,265,386)
Balance at end of year	40,685,343	43,921,876	36,825,221	30,398,158	78,500	151,909,098
Carrying Amount	₱205,617,548	₱51,788,912	₱11,561,663	₱64,971,880	₱-	₱333,940,003

Depreciation and amortization on property and equipment were included as part of “Operating expenses” and “Cost of services” account in the interim consolidated statements of comprehensive income.

## 11. OTHER ASSETS

This account consists of:

	September 2023	December 2022
CWT	646,878,945	564,485,238
Input VAT	373,626,230	636,714,373
Advances for project development	313,033,586	338,189,625
Prepayments	226,832,561	80,444,499
Amounts held in escrow	189,344,580	185,727,421
Deposits	93,483,103	93,309,077
Amounts held in trust	57,174,296	58,415,285
Deferred input VAT	34,379,102	39,111,784
Software and licenses	25,831,437	27,045,949
Materials and supplies	1,341,909	1,341,909
	<b>1,961,925,749</b>	<b>2,024,785,160</b>

Advances for project development pertain to down payments made to contractors for the construction of the Group’s real estate projects. These advances are applied against contractors’ progress billings.



Prepayments consist of rent, taxes, insurance and other expenses which are amortized over a year, and of prepaid commissions, amortized over the lease term for leasing and based on percentage of completion for selling.

Amounts held in escrow represents the debt service account required under existing loans with certain banks and the amount of which is equivalent to a quarterly principal and interest amortization.

Deposits pertain to utility deposits, deposits for professional services, guarantee and other deposits for the construction of the Group's real estate projects. Deposits are settled upon completion of the documentary requirements.

Amounts held in trust represent cash in bank held under trust pursuant to Bhavana and Bhavya's applications for socialized housing with the Department of Human Settlements and Urban Development in relation to its projects.

The carrying amount of software and licenses amounted to ₱25.8 million as at September 30, 2023. Amortization of software and licenses amounted to ₱2.4 million recorded as part of "Depreciation and amortization" account in the consolidated statements of comprehensive income.

Materials and supplies are the excess construction materials and supplies from the construction of completed real estate projects.

## 12. LOANS PAYABLE

This account consists of:

	September 2023	December 2022
Local banks	11,576,475,707	11,708,430,709
Private funders	36,447,970	55,723,970
	<b>11,612,923,677</b>	<b>11,764,154,679</b>

### Local bank loans

Loans from local banks consist of interest-bearing secured and unsecured loans obtained to finance project development and working capital requirements of the Group and carries interest rates ranging from 5.50% to 9.10% p.a. and 4.50% to 7.50% p.a. in September 30, 2023 and December 31, 2022, respectively.

#### *Construction of Cebu Exchange*

In 2017, CLLC entered into an Omnibus Loan and Security Agreement (OLSA) for a credit line of ₱ 2,350.0 million with a local bank, to partially finance the development and construction of Cebu Exchange. Loan proceeds was received in several drawdowns within a period of three years after initial drawdown. The outstanding loan balance is secured by Cebu Exchange property and pledge of shares of ALCO and a non-controlling interest in CLLC. The loan was fully settled as at December 31, 2022.

#### *Construction of ACPT*

In 2015, the Parent Company entered into an OLSA for a credit line of ₱2,000.0 million, to partially finance the cost of construction and development of the ACPT. The outstanding loan balance is secured by the ACPT building and a security trust agreement covering the maintenance of revenue and operating accounts, project receivables and project agreements. As of September 30, 2023 and December 31, 2022, ALCO is required to maintain a current ratio of at least 1.50x and a debt-to-equity ratio of not more than 2.00x based on the annual consolidated financial statements of the Group. ALCO has current ratio of 2.24x and 2.44x and debt to equity ratio of 1.46x and 1.56x, based on its consolidated financial statements as at September 30, 2023 and December 31, 2022, respectively,



which is compliant with the financial covenants.

#### *Acquisition of land and construction of Savya Financial Center*

In 2018, SLDC entered into an MTL for a credit line of ₱1,440.0 million with a local bank, to partially finance the acquisition and development of its land in Taguig City and to repay advances from shareholders. This loan facility is secured by an unregistered real estate mortgage over a parcel of raw land of SLDC, corporate continuing suretyship of ALCO until the completion of construction of Savya Financial Tower 1 and 100% sale of units therein, and deposits in an escrow account (see Note 11). The loan was fully settled in 2021.

In 2021, SLDC entered into a new loan facility of ₱1,440.0 million with a local bank. The ₱1,440.0 million was fully drawn and was used to repay the ₱1,440.0 million outstanding loan under the MTL. The outstanding loan balance is secured by real estate mortgage over raw land property (see Note 8). SLDC is required to debt service coverage ratio of 1.25x beginning 2021 and shall not fall below 1.5x to declare dividends and maintain a debt-to-equity ratio not exceeding 2.0x and a current ratio of at least 1.5x. As at December 31, 2022, the company is compliant with the requirements of the term loan. In Q3 2023, the said loan was fully settled.

#### *Construction of Sevina Park*

In 2021, Cazneau entered into a long-term loan facility of ₱1.0 billion with a local bank to partially finance the construction of Sevina Park. Loan proceeds are available in multiple tranches for a period of three (3) years from the date of initial drawdown. The outstanding loan balance is secured by real estate mortgage over two parcels of land of Cazneau and grant of security interest over shares of ALCO. Moreover, Cazneau is required to maintain debt to equity ratio of not more than 2.00x and current ratio of not less than 1.50x. As at September 30, 2023 and December 31, 2022, the company is compliant with the requirements of the term loan.

#### *Construction of Lucima Residences*

In 2021, the Company entered into a term loan facility of ₱930.0 million with a local bank to partially finance the construction of Lucima Residences. Loan proceeds are available in multiple tranches for a period of 3 years from the date of initial drawdown. The outstanding loan balance is secured by real estate mortgage on the land of Bhavana located in Cebu City. Moreover, Bhavana is required to maintain debt to equity ratio of not more than 2.00x, current ratio of not less than 1.50x and project debt to equity ratio not exceeding 0.50x. As at September 30, 2023 and December 31, 2022, the company is compliant with the requirements of the term loan.

#### *Development of Green Projects*

On February 14, 2020, ALCO entered into a term loan agreement of ₱1,000.0 million with a local bank to obtain financing for the Group' eligible green projects, including land banking, investments and refinancing in relation to eligible green projects. A drawdown of ₱1,000.0 million was made within the same year. ALCO is required to submit a regular disbursement report to the bank soon after the date the proceeds were utilized to confirm that the proceeds has been used for the eligible green projects. ALCO is also required to maintain debt to equity ratio of not more than 2.00x and current ratio of at least 1.50x based on the audited consolidated financial statements. As at September 30, 2023 and December 31, 2022, the Group is compliant with these financial ratios.

#### **Private Funders**

Outstanding balances of the loans from private funders amounting to ₱36.4 million and ₱55.7 million as at September 30, 2023 and December 31, 2022 have interest rate of 4.13% p.a., are unsecured and are for working capital requirements of the Group.



### 13. BONDS PAYABLE

Details of this account is as follows:

	September 2023	December 2022
Bonds payable	6,000,000,000	6,000,000,000
Unamortized debt issue cost	(62,526,873)	(74,228,852)
	<b>5,937,473,127</b>	<b>5,925,771,148</b>

In October 2019, the Board of Directors (BOD) of ALCO approved the filing of a registration statement for the shelf registration of ₱6.0 billion fixed rate ASEAN Green Bonds (the “Bonds”) and the initial tranche of ₱2.0 billion bonds, with an oversubscription option of up to ₱1.0 billion.

In January 2020, the SEC approved the registration of the Bonds and the issuance of the initial tranche of the Bonds. On February 6, 2020, ALCO issued the initial tranche of the Bonds amounting to ₱2.0 billion with an oversubscription of ₱1.0 billion. It has a term ending five years from the issue date or on February 6, 2025, with a fixed interest rate of 6.35% p.a. and an early redemption option on the 3rd and 4th year from issue date. The proceeds of the initial tranche is for the development of eligible green projects and payment of certain outstanding loans of the Group.

In October 2022, the BOD of ALCO approved the remaining second tranche of the Bonds of up to ₱3.0 billion. In December 2022, the SEC approved the offer supplement for the second tranche amounting to ₱2.4 billion with an oversubscription of up to ₱0.6 billion. The Bonds have a term ending five years from the issue date with a fixed interest rate of 8.00% p.a. and early redemption option on the 3rd and 4th year from issue date, and term ending seven years from the issue date with a fixed interest rate of 8.7557% p.a. and early redemption option on the 5th and 6th year from issue date. The proceeds of the Bonds is for the development of eligible green projects and payment of certain outstanding loans of the Group.

The Group is required to maintain debt to equity ratio of not more than 2.00x and current ratio of at least 1.50x based on the audited consolidated financial statements. As at September 30, 2023 and December 31, 2022, the Group is compliant with these financial ratios.

### 14. ACCOUNTS PAYABLE AND OTHER LIABILITIES

This account consists of:

	September 2023	December 2022
Accounts payable	500,194,431	327,514,986
Accrued expenses	805,106,147	825,945,905
Deferred output VAT	729,346,137	769,967,164
Retention payable	648,788,511	635,086,197
Payable to buyers	476,492,429	347,405,421
Security deposits	108,159,297	127,791,142
Advance rent	87,583,964	79,069,176
Construction bonds	31,836,020	22,020,484
Withholding taxes payable	28,464,228	41,075,896
Dividends payable	8,486,159	187,093,749
Income tax payable	8,421,469	838,178
Others	22,455,415	18,390,005
	<b>3,455,334,207</b>	<b>3,382,198,303</b>



Accounts payable, which are noninterest-bearing and are normally settled within 30 days to one year, consist mainly of liabilities to contractors and suppliers.

Accrued expenses are expected to be settled within the next 12 months which pertains to construction costs, interest, management and professional fees, utilities, commissions, advertising and other expenses.

Deferred output VAT pertains to VAT from sales of property on installments. If the payments in the year of sale do not exceed twenty-five percent (25%) of the gross selling price, the sale will be considered under installment, in which case VAT will be paid based on collections.

Retention payable, which will be released after completion and satisfaction of the terms and conditions of the construction contract, pertains to amount retained by the Group from the contractors' progress billings for the real estate projects of the Group.

Payable to buyers include reservation fees and collections received from prospective lessees or buyers, which are and to be applied as security deposits upon execution of lease contracts or against the total contract price of the real estate sale.

Security deposits pertain to the deposits made by the lessees of the ACPT, Arya commercial units, and dormitory units which are refundable upon termination of the lease less any unsettled balances.

Advance rent pertains to the payments made in advance by the tenants to be applied to their rent payable in the immediately succeeding months or in the last three (3) months of the lease term.

Construction bonds represent noninterest-bearing deposits made by the lessees before the start of construction or fit out of their leased or rented units in ACPT and refundable upon fulfillment of contract provisions.

Other payables pertain to liabilities to SSS, PhilHealth and HDMF.

## **15. RELATED PARTY TRANSACTIONS**

The company engages, in the normal course of business, in various transactions with its related parties which include entities under common control, key management and others.

### **Share Purchase Agreement**

The Parent Company has an outstanding receivable from CPG amounting to ₱36.1 million as at September 30, 2023 and December 31, 2022 arising from a share purchase agreement between the Parent Company, CPG and AOCH1. Under the claw-back provision of the share purchase agreement, the Parent Company warrants the final resolution acceptable to CPG and its counsel with respect to the pending complaint involving the property owned by UPHI, which includes, among others, removing all doubt on the ownership of UPHI over the property. In the event the satisfactory evidence is submitted by the Parent Company to CPG, the latter shall pay to the Parent Company the entire claw-back amount or a portion thereof plus interest earned in which the claw-back amount was held in escrow.

### **Advances for Working Capital**

This pertains to expenses advanced by the Group to the related parties. Outstanding balances of advances for working capital are unsecured, unguaranteed, collectible or payable on demand and to be settled in cash.

The Group's allowance for ECL on due from related parties amounted to nil as at September 30, 2023 and December 31, 2022.



### **Management Fee**

Management fees are recognized for management consultancy, development and administrative services provided by CPG. Outstanding balances are unsecured, noninterest-bearing, payable on demand and to be settled in cash.

### **Compensation of Key Management Personnel**

The compensation of key management personnel are as follows:

	<b>September 2023 (Nine Months)</b>	<b>December 2022 (Twelve Months)</b>
Salaries and other employee benefits	<b>90,442,960</b>	106,570,170
Retirement benefits expense	-	26,688,905
	<b>90,442,960</b>	133,259,075

### **Transactions with the Retirement Plan**

The Parent Company's retirement fund is administered and managed by a trustee bank. The fair value of plan assets, which are primarily composed of unit investment trust funds, amount to ₱146.8 million and ₱143.3 million as at September 30, 2023 and December 31, 2022, respectively.

The retirement fund neither provides any guarantee or surety for any obligation of the Parent Company nor its investments covered by any restrictions or liens.

### **Material Non-controlling Interests**

#### *CLLC*

In addition to the advances from the Parent Company, CLLC obtained from Rock & Salt B.V. for its real estate projects. All outstanding balances are unguaranteed, unsecured, bearing interest at 3.5% per annum and payable on demand and in cash.

In December 2021, the Parent Company purchased 214,351 common and 118,982 preferred shares representing 40% of the ownership and voting rights of CLLC for ₱113.2 million from RSBV, resulting to 100% ownership of the Parent Company in CLLC. The difference between the acquisition cost and book value amounting to ₱60.5 million was recorded as reduction to equity reserves. RSBV assigned its shareholder advances and accrued interest receivables amounting to ₱764.1 million which was fully settled in 2022.

#### *SLDC*

Non-controlling interests over SLDC is 41% as at September 30, 2023 and December 31, 2022. SLDC received deposits amounting to ₱196.2 million in 2022 and ₱681.5 million in 2021 for future stock subscription from HHI. These will be applied against future subscription on preferred shares where SEC approve SLDC's application for the change in the par value of authorized preferred shares at a price of ₱100 per share. The change in the par value of the authorized preferred shares was approved by the SEC on February 17, 2020. As at December 31, 2022, SLDC has already submitted the requirements for the conversion of deposits for future stock subscription to preferred shares. . On March 17, 2023, the deposits amounting to ₱1,909.6 million were converted to 19,096,407 preferred shares.

Moreover, SLDC received advances from related parties and expenses paid by related parties on behalf of SLDC. All outstanding balances are unsecured, noninterest-bearing, and payable on demand and in cash.



#### *KHI*

On June 1, 2020, the Parent Company assigned 40% of its advances to KHI amounting to ₱195.0 million, in favor of MEC, and bear interest of 3.5% per annum. These are unsecured, unguaranteed, and payable on demand and in cash.

On December 19, 2022, the BOD approved the declaration of cash dividends amounting to ₱500.0 million or ₱40 per share to all stockholders of record on January 12, 2023. The cash dividends was paid on January 30, 2023.

On Aug 25, 2023, the BOD approved the declaration of cash dividends amounting to ₱530.0 million or ₱42.40 per share to all stockholders of record on September 11, 2023. The cash dividends was paid on September 18, 2023.

#### *Bhavana and Bhavya*

In December 2021, ALCO sold, transferred and conveyed in favor of Narra Investment Properties Pte. Ltd. ("Narra"), by way of secondary sale, all of its rights, title and interest in and to 40% of the common shares of stock of Bhavana and Bhavya, or 20,000,000 common shares of stock thereof, as well as its shareholder advances and accrued interest receivables aggregating ₱449.4 million in exchange for ₱446.8 million. The transfer of Bhavana and Bhavya shares decreased the effective ownership of ALCO from 100% to 60%. The Parent Company's receivable arising from the sale of interests in Bhavana and Bhavya amounted to nil and ₱4.2 million as at September 30, 2023 and December 31, 2022, respectively (see Note 6).

The Group has the following transactions with the non-controlling interests:

	Amount of Transactions		Outstanding Balance	
	September 2023	December 2022	September 2023	December 2022
<b>Advances for Project Development</b>				
HHI	₱—	₱—	<b>₱495,919,597</b>	₱495,919,597
Narra	—	—	<b>411,200,000</b>	411,200,000
MEC	—	—	<b>195,000,000</b>	195,000,000
	—	—	<b>₱1,102,119,597</b>	₱1,102,119,597

## **16. EQUITY**

The details of the Parent Company's number of common and preferred shares follow:

	September 2023		December 2022	
	Preferred	Common	Preferred	Common
Authorized	<b>50,000,000</b>	<b>16,368,095,199</b>	50,000,000	16,368,095,199
Par value per share	<b>₱1.00</b>	<b>₱0.18</b>	₱1.00	₱0.18
Issued	<b>48,500,000</b>	<b>5,318,095,199</b>	48,500,000	5,318,095,199
Outstanding	<b>28,500,000</b>	<b>5,318,095,199</b>	28,500,000	5,318,095,199



## Preferred Shares

The roll forward analysis of the outstanding preferred shares is as follows:

	September 2023		December 2022	
	Number of shares	Amount	Number of shares	Amount
<b>Issued and outstanding</b>				
Balance at beginning of period	28,500,000	₱28,500,000	42,500,000	₱42,500,000
Issuance during the period	-	-	6,000,000	6,000,000
Redemption during the period	-	-	(20,000,000)	(20,000,000)
Balance at end of period	28,500,000	28,500,000	28,500,000	28,500,000
<b>Parent Company's preferred shares held by a subsidiary</b>				
	(12,500,000)	(12,500,000)	(12,500,000)	(12,500,000)
	16,000,000	₱16,000,000	16,000,000	₱16,000,000

In 2016, ALCO issued 12.5 million cumulative, nonvoting, nonparticipating and nonconvertible Peso-denominated preferred shares (the "Series A Preferred Shares") with ₱1.00 par value a share to MPI. Also in 2016, the Company made a follow-on offering of 20.0 million cumulative, nonvoting, nonparticipating, and nonconvertible Peso-denominated preferred shares (the "Series B preferred shares") with ₱1.00 par value a share at the issuance price of ₱100 a share.

In June 2019, the Company made a follow-on offering of 10.0 million cumulative, nonvoting, nonparticipating and nonconvertible Peso-denominated preferred shares (the "Series C Preferred Shares") with ₱1.00 par value a share at the issuance price of ₱100 a share. Excess of the proceeds over the total par value amounting to ₱990.0 million and transactions costs of ₱12.5 million were recognized as additional and reduction to additional paid-in capital, respectively.

On December 3, 2021, the Parent Company made a follow-on offering of 6.0 million cumulative, nonvoting, nonparticipating and nonconvertible Peso-denominated preferred shares (the "Series D Preferred Shares, with ₱1.00 par value a share at the issuance price of ₱500 a share. Excess of the proceeds over the total par value amounting to ₱2,994.0 million and transaction costs of ₱29.6 million were recognized as addition and reduction to additional paid-in capital, respectively.

On December 6, 2021, the Parent Company redeemed all of the outstanding 20.0 million Series B Preferred Shares equal to its offer price plus any accrued and unpaid cash dividends due as of date. Treasury shares pertaining to the redemption of 20.0 million Series B Preferred Shares recognized at cost amounted to ₱2,000.0 million as at December 31, 2022.

## Common Shares

As at September 30, 2023 and December 31, 2022, the Parent Company has issued and outstanding common shares of 5,318,095,199 with par value of ₱0.18 amounting to ₱957.3 million.

## Dividend Declaration

The Parent's Company's BOD and stockholders approved the following cash dividends to ALCO's stockholders:

Declaration Date	Stockholders of Record Date	Payment Date	Share	Amount	Dividend per Share
Aug 02, 2023	Sep 4, 2023	Sep 28, 2023	Series C preferred shares	17,319,000	1.7319
Aug 02, 2023	Aug 16, 2023	Sep 4, 2023	Series D preferred shares	45,000,000	7.5000
June 30, 2023	July 17, 2023	August 10, 2023	Common Shares	63,817,142	0.012
May 03, 2023	June 01, 2023	June 27, 2023	Series C preferred shares	17,319,000	1.7319
May 03, 2023	May 17, 2023	June 5, 2023	Series D preferred shares	45,000,000	7.5000
January 25, 2023	March 01, 2023	March 27, 2023	Series C preferred shares	17,319,000	1.7319
January 25, 2023	February 08, 2023	March 3, 2023	Series D preferred shares	45,000,000	7.5000
				₱250,774,142	



Declaration Date	Stockholders of Record Date	Payment Date	Share	Amount	Dividend per Share
October 26, 2022	December 5, 2022	December 27, 2022	Series C preferred shares	₱17,319,000	₱1.7319
October 26, 2022	November 14, 2022	December 3, 2022	Series D preferred shares	45,000,000	7.5000
August 5, 2022	September 1, 2022	September 27, 2022	Series C preferred shares	17,319,000	1.7319
August 5, 2022	August 19, 2022	September 3, 2022	Series D preferred shares	45,000,000	7.5000
June 24, 2022	July 11, 2022	August 4, 2022	Common shares	63,817,142	0.012
May 4, 2022	June 2, 2022	June 27, 2022	Series C preferred shares	17,319,000	1.7319
May 4, 2022	May 19, 2022	June 3, 2022	Series D preferred shares	45,000,000	7.5000
February 23, 2022	March 10, 2022	March 27, 2022	Series C preferred shares	17,319,000	1.7319
January 26, 2022	February 11, 2022	March 3, 2022	Series D preferred shares	45,000,000	7.5000
				<b>₱313,093,142</b>	

### Other Equity Reserves

This account consists of:

	September 2023	December 2022
Effect of changes in the Parent Company's ownership interest in subsidiaries	<b>169,002,018</b>	169,002,018
Stock options outstanding	<b>7,161,827</b>	7,161,827
Cumulative remeasurement gains (losses) on net retirement liability - net of tax	<b>45,532,590</b>	45,532,590
	<b>221,696,435</b>	221,696,435

Movements of this account is as follows:

	2022	2021	2020
Balance at beginning of year	<b>₱177,630,403</b>	₱230,363,146	(₱207,724)
Remeasurement gain (loss) on net retirement liability - net of tax and effect of CREATE Law	<b>43,984,369</b>	7,170,628	(5,414,683)
Stock options granted and fair value changes	<b>81,663</b>	594,611	6,485,553
Excess of acquisition cost over the non-controlling interest acquired in a subsidiary	—	(60,497,982)	—
Excess of proceeds over the cost of disposed interest in a subsidiary	—	—	229,500,000
Balance at end of year	<b>₱221,696,435</b>	₱177,630,403	₱230,363,146

### Effect of Change in the Parent Company's Ownership Interest in a Subsidiary

In December 2021, the Parent Company purchased 214,351 common and 118,982 preferred shares representing 40% of the ownership and voting rights of CLLC for ₱113.2 million from RSBV resulting to 100% ownership of the Parent Company in CLLC. The difference between the acquisition cost and book value amounting to ₱60.5 million was recorded as reduction to equity reserves (see Note 15).

In 2020, excess of proceeds over the cost of disposed interest in a subsidiary pertains to the difference between the amount received by ALCO of ₱275.0 million, net of transaction costs and taxes of ₱40.5 million, for the sale of 40% of KHI's shares sold to MEC (see Note 1).



### *Stock Options Outstanding*

On October 16, 2009, the stockholders approved the 2009 ALCO Stock Option Plan with the objective of providing material incentive to qualified employees of the Group. The total amount of shares which are available and may be issued for this purpose will amount to 10% of ALCO's total outstanding capital stock at any given time. The period during which a Qualified Employee may exercise the option to purchase such number of common shares granted to him/her will be three (3) years commencing after he or she has rendered the mandatory one year service to the Corporation in accordance with the following schedule:

- i. Within the first 12 months from grant date - up to 33.33%
- ii. Within the 13th to the 24th month from grant date - up to 33.33%
- iii. Within the 25th to 36th month from grant date - up to 33.33%

On December 14, 2018, the BOD approved granting options equivalent to not more than 90.0 million common shares to its qualified employees. On June 26, 2020, the number of options granted and issued to qualified employees amounted to 55.4 million shares. The total fair value of stock options granted amounted to ₱6.5 million. The fair values of stock options granted are estimated on the date of grant using the Black-Scholes Merton (BSM) Formula taking into the account the terms and conditions upon which the options were granted. The BSM Formula utilized inputs namely; market value of the share, time to maturity, dividend yield, and risk free rate.

Fair value of each option at grant date is ₱0.14. Assumptions used to determine the fair value of the stock options are as follow:

Weighted average share price	₱0.65
Exercise price	₱0.50
Expected volatility	2.40%
Dividend yield	1.32%
Risk-free interest rate	1.35%

As at September 30, 2023 and December 31, 2022, none of the qualified employees have exercised their options.

### **Use of Proceeds**

#### *Green Bonds – Second Tranche*

The estimated gross proceeds from the offer of the second tranche of the Bonds amounted to ₱2,944.7 million. The actual net proceeds from the offer of the shares, after deducting the related expenses to the offer, amounted to ₱2,949.0 million.

The following tables show the breakdown of the use of the proceeds (amounts in millions):

Purpose	Per Offer Supplement	Actual Net Proceeds	Actual Disbursement as at September 30, 2023	Balance for Disbursement as at September 30, 2023
Development of various projects	₱2,550.0	₱2,550.0	₱—	₱2,550.0
Repayments of loans that financed the construction and development of ACPT	450.0	399.0	225.0	174.0
<b>Total</b>	<b>₱3,000.0</b>	<b>₱2,949.0</b>	<b>₱225.0</b>	<b>₱2,724.0</b>



## 17. REVENUES

The account consists of:

	September 2023 (Nine Months)	September 2022 (Nine Months)
Real estate sales of:		
Savya Financial Center	1,569,197,786	356,536,112
Lucima	1,004,869,970	433,164,134
Cebu Exchange	497,714,432	347,251,240
Eluria	336,963,869	-
	<b>4,110,317,406</b>	<b>1,278,201,271</b>
Leasing revenue	292,188,167	224,108,883
Property Management fees	14,889,838	13,525,215
	<b>4,417,395,411</b>	<b>1,515,835,369</b>

Leasing revenue pertains to rent income and CUSA earned from various lease contracts of the Parent Company in ACPT, commercial units of MPI in Arya Residences and dormitory units in Courtyard Hall, in which rent income is recognized on a straight-line basis under PAS 17, *Leases*.

Property management fees pertain to services rendered by APPS to the Arya Residences Condominium Corporation (ARCC) and Arthaland Century Pacific Tower Condominium Corporation (ACPTCC). The service contract with ARCC has a term of five (5) years commencing on December 1, 2014 and was subsequently renewed for a period of five (5) years commencing on December 1, 2021. Meanwhile, the service contract with ACPTCC has a term of seven (7) years commencing on August 1, 2018, both for the management and maintenance of all common areas of said condominium properties.

## 18. COST AND EXPENSES

This account consists of:

	September 2023 (Nine Months)	September 2022 (Nine Months)
Cost of real estate sales	2,349,253,078	812,255,466
Cost of leasing operations	91,766,987	71,844,524
Cost of services	31,600,690	15,987,266
	<b>2,472,620,755</b>	<b>900,087,256</b>

## 19. OPERATING EXPENSES

Details of operating expenses by nature are as follows:

	September 2023 (Nine Months)	September 2022 (Nine Months)
Commissions and Broker's fees	310,014,850	66,014,705
Personnel costs	192,846,233	178,625,622
Taxes and licenses	142,195,570	79,945,896
Advertising	102,401,709	123,560,834
Communication and office expenses	93,639,141	48,104,451
Depreciation and amortization	48,200,538	26,539,110
Insurance	20,193,854	16,512,640
Management and professional fees	19,273,481	25,291,501



	September 2023 (Nine Months)	September 2022 (Nine Months)
Transportation and travel	17,617,520	15,405,684
Utilities	14,407,391	6,924,054
Repairs and maintenance	8,776,774	4,302,145
Rental	4,576,970	2,221,859
Representation	3,374,085	1,125,610
Others	11,731,129	8,473,648
	<b>989,249,245</b>	<b>603,047,759</b>

## 20. FINANCE COSTS

Finance costs relate to the following:

	September 2023 (Nine Months)	September 2022 (Nine Months)
Interest expense	775,287,620	312,834,867
Bank charges	17,457,247	14,605,954
	<b>792,744,867</b>	<b>327,440,821</b>

## 21. OTHER INCOME – NET

This account consists of:

	September 2023 (Nine Months)	September 2022 (Nine Months)
Interest income	207,229,488	6,515,046
Forfeited collections	61,625,896	3,048,655
Realized gain on disposals of financial assets at FVPL	51,074,892	22,638,025
Unrealized holding gains (loss) on financial assets at FVPL	6,618,347	(84,760)
Foreign exchange gains	5,410,640	10,740,660
Gain on sale of investment properties	1,198,576	-
Gain (loss) on disposal of property and equipment	(1,155,355)	54,515
Others	74,310,889	4,675,890
	<b>406,313,373</b>	<b>47,588,031</b>

## 22. NET RETIREMENT LIABILITY

The Group has a funded and non-contributory defined benefit retirement plan covering all of its qualified employees. The retirement benefits are based on years of service and compensation on the last year of employment as determined by an independent actuary. The normal retirement age is 60 with a minimum of five years of credited service. The plan also provides for an early retirement at age 50 with minimum of five years of credited service or late retirement after age 60, both subject to the approval of the Company's BOD.

The plan is exposed to interest rate risks and changes in the life expectancy of qualified employees. The plan is not exposed to significant concentrations of risk on the plan assets.

There are no unusual or significant risks to which the retirement liability exposes the Group. However, in the event a benefit claim arises under the retirement liability, the benefit shall immediately be due



and payable from the Parent Company.

The movements of net retirement liability (asset) recognized in the consolidated statements of financial position are as follows:

	September 2023	December 2022
Balance at beginning of period	(33,513,423)	118,443,498
Retirement expense:		
Current service cost	13,057,915	23,235,167
Interest cost	-	3,453,738
Contributions to retirement plan assets	-	(120,000,000)
Remeasurement gains	-	(62,743,519)
Effect of asset ceiling	-	4,097,693
Balance at end of period	(20,455,508)	(33,513,423)

## 23. INCOME TAXES

The components of provision for income tax are as follows:

	September 2023	September 2022
<b>Reported in Profit or Loss</b>		
Current income tax expense:		
RCIT	186,659,576	186,553,654
MCIT	11,032,586	3,214,620
Final taxes	52,698,735	5,823,740
Gross income tax (GIT)	4,189,848	3,829,751
	254,580,745	199,421,765
Deferred income tax expense	59,454,911	19,761,496
	314,035,656	219,183,261

### Deferred Tax Assets and Deferred Tax Liabilities

The components of the Group's recognized deferred tax assets and deferred tax liabilities are as follows:

	September 2023	December 2022
Deferred tax assets:		
NOLCO	425,414,987	325,083,921
Retirement liability	22,383,176	19,118,697
Advance rent	17,290,500	17,686,010
Excess MCIT over RCIT	9,892,886	3,517,773
Unrealized foreign exchange loss	419,924	4,111
Allowance for impairment losses	528,771	528,771
	475,930,244	365,939,283
Deferred tax liabilities:		
Cumulative gain on change in fair value of investment properties	1,934,801,023	1,758,663,966
Excess of financial over taxable gross profit	443,951,533	457,850,213
Accrued rent receivable	9,326,793	9,326,793
Depreciation of investment properties	49,870,596	42,365,389
Transfer of fair value to property and equipment	10,164,986	10,333,467
Capitalized debt issue costs	7,850,128	7,979,526



	September 2023	December 2022
Gain on repossession of real estate for sale	1,327,338	1,327,338
Unrealized foreign exchange gains	2,230,079	2,230,079
	2,459,522,476	2,290,076,771
Net deferred tax liabilities	1,983,592,232	1,924,137,488

The reconciliation between the income tax expense based on statutory income tax rate and effective income tax rate reported in the consolidated statements of comprehensive income is as follows:

	September 2023	September 2022
Income tax computed at statutory tax rate	579,565,998	228,643,869
Add (deduct) tax effects of:		
Income subject to GIT	(18,396,845)	(18,101,423)
Income subject to final tax	(13,517,495)	(1,486,445)
Nondeductible expenses and nontaxable income	(237,117,998)	1,162,995
Change in unrecognized deferred tax assets	3,501,996	8,964,265
	314,035,656	219,183,261

#### **PEZA Registration**

ACPT is registered with the PEZA as an Ecozone Facilities Enterprise (see Note 1). The scope of its registered activity is limited to development, operation and maintenance of an economic zone.

Under the PEZA Registration Agreement, ACPT is entitled to:

- 5% GIT, in lieu of all national and local taxes; and
- Tax and duty-free importation of capital equipment required for the technical viability and operation of the registered facilities or activities.

Any income from activities of ACPT outside the PEZA-registered activities is subject to RCIT.

#### **Corporate Recovery and Tax Incentives for Enterprises (“CREATE”) Law**

On March 26, 2021, the Corporate Recovery and Tax Incentives for Enterprises (“CREATE”) was approved and signed into law by the country’s President. Under the CREATE, the regular corporate income tax (RCIT) of domestic corporations was revised from 30% to 25% or 20% depending on the amount of total assets or total amount of taxable income. In addition, the minimum corporate income tax (MCIT) was changed from 2% to 1% of gross income for a period of three (3) years. The changes in the income tax rates shall retrospectively become effective beginning July 1, 2020.

However, the income tax rates used in preparing the financial statements as at and for the year ended December 31, 2020 are 30% and 2% for RCIT and MCIT, respectively. The difference amounting to ₱301.2 million arising from the changes in income tax rates was recognized in 2021.

On June 20, 2023, the Bureau of Internal Revenue (BIR) issued Revenue Memorandum Circular (RMC) No. 69-2023 announcing the reversion of MCIT to 2% effective July 1, 2023.

## **24. FINANCIAL RISK MANAGEMENT OBJECTIVES AND POLICIES**

The Group’s financial instruments comprise cash in banks, cash equivalents, financial assets at FVPL, receivables (excluding advances for project development and accrued rent receivable under straight-line basis of accounting), amounts held in escrow, deposits, loans and bonds payable, accounts



payable and other liabilities (except statutory liabilities, advance rent and payable to buyers) and due to a related party.

It is the Group's policy that no trading in financial instruments shall be undertaken. The main risks arising from the Group's financial instruments are credit risk, liquidity risk and interest rate risk. The BOD reviews and approves policies for managing these risks as summarized below.

#### Foreign Currency Risk

The Group's exposure to foreign currency risk is minimal, as it does not enter into significant transactions in currencies other than its functional currency.

#### Credit Risk

The Group's exposure to credit risk arises from the failure of counterparty to fulfill its financial commitments to the Group under the prevailing contractual terms. Financial instruments that potentially subject the Group to credit risk consist primarily of trade receivables, contract assets and other financial assets at amortized cost. The carrying amounts of financial assets at amortized cost represent its maximum credit exposure.

#### *Trade Receivables and Contract Assets*

Management has established a credit policy under which each new customer is analyzed individually for creditworthiness before the Group's standard payment and delivery terms, and conditions are offered. The Group's credit policy includes available external ratings, financial statements, credit agency information, industry information and, in some cases, bank references. Credit limits are established for each customer and reviewed on a regular basis. Any sales on credit exceeding those limits require specific approval from upper level of management. The Group limits its exposure to credit risk by transacting mainly with recognized and creditworthy customers that have undergone its credit evaluation and approval process. Historically, trade receivables are substantially collected within one (1) year and it has no experience of writing-off or impairing its trade receivables due to the effectiveness of its collection. As customary in the real estate business, title to the property is transferred only upon full payment of the purchase price. There are also provisions in the sales contract which allow forfeiture of installments or deposits made by the customer in favor of the Group. Also, customers are required to deposit postdated checks to the Group covering all installment payments. These measures minimize the credit risk exposure or any margin loss from possible default in the payment of installments. Trade receivables from lease are closely monitored on aging of the account. As at September 30, 2023 and December 31, 2022, there were no significant credit concentrations. The maximum exposure at the end of the reporting period is the carrying amount of trade receivables and contract assets.

#### *Other Financial Assets at Amortized Cost*

The Group's other financial assets at amortized cost are mostly composed of cash in banks, cash equivalents, amounts held in escrow and investment in time deposits. The Group limits its exposure to credit risk by investing only with banks that have good credit standing and reputation in the local and international banking industry. These instruments are graded in the top category by an acceptable credit rating agency and, therefore, are considered to be low credit risk investments.

For deposits, credit risk is low since the Group only transacts with reputable companies and individuals with respect to this financial asset.

It is the Group's policy to measure ECL on the above instruments on a 12-month basis. However, when there has been a significant increase in credit risk since origination, the allowance will be based on the lifetime ECL. When determining if there has been a significant increase in credit risk, the Group considers reasonable and supportable information that is available without undue cost or effort and



that is relevant for the particular financial instrument being assessed such as, but not limited to, the following factors:

- Actual or expected external and internal credit rating downgrade;
- Existing or forecasted adverse changes in business, financial or economic conditions; and
- Actual or expected significant adverse changes in the operating results of the borrower.

The Group also considers financial assets that are more than 30 days past due to be the latest point at which lifetime ECL should be recognized unless it can demonstrate that this does not represent significant credit risk such as when non-payment arising from administrative oversight rather than resulting from financial difficulty of the borrower.

#### *Financial Assets at FVPL*

The Group is also exposed to credit risk in relation to its investments in money market fund that is measured at FVPL. The maximum exposure at the end of the reporting period is the carrying amount of these investments.

#### **Liquidity Risk**

Liquidity risk is the risk that the Group may not be able to settle its obligations as they fall due.

The Group monitors its risk to a shortage of funds through analyzing the maturity of its financial investments and financial assets and cash flows from operations. The Group monitors its cash position by a system of cash forecasting. All expected collections, check disbursements and other payments are determined on a daily basis to arrive at the projected cash position to cover its obligations.

The Group's objective is to maintain a balance between continuity of funding and flexibility. The Group addresses liquidity concerns primarily through cash flows from operations.

#### **Interest Rate Risk**

Interest rate risk is the risk that future cash flows from a financial instrument (cash flow interest rate risk) or its fair value (fair value interest rate risk) will fluctuate because of changes in market interest rates.

The Group's loans and bonds payable to local banks are subject to fixed interest rates and are exposed to fair value interest rate risk. The re-pricing of these instruments is done on annual intervals.

The Group regularly monitors interest rate movements and on the basis of current and projected economic and monetary data, decides on the best alternative to take. No sensitivity analysis is needed as future interest rate changes are not expected to significantly affect the Group's consolidated net income.

#### **Impact of COVID-19**

The varying levels of community quarantine that have been enforced in the different parts of the country since its initial imposition on March 16, 2020 have created significant impact to business in general. Industries considered as non-essential have been ordered closed, travel restrictions were implemented, and large areas or communities were locked down.

In spite of the difficulties posed by these challenges, the Group has been agile and resilient enough to adopt to the "new normal" the situation has created. It has developed and executed a business continuity protocol which has allowed the Group to continue functioning and operating except in areas where no alternative means, given existing circumstances, are readily available.



## 25. CAPITAL MANAGEMENT OBJECTIVES, POLICIES AND PROCEDURES

The Group's capital management objectives are to ensure the Group's ability to continue as a going concern and to provide an adequate return to shareholders by pricing products and services commensurate with the level of risk.

The Group monitors capital on the basis of the carrying amount of equity as presented in the statements of financial position. Capital for the reporting periods under review is summarized as follows:

	September 2023	December 2022
Total liabilities	24,250,883,344	24,332,396,159
Total equity	12,773,720,754	12,060,310,930
Debt-to-equity ratio	1.90:1	2.02:1

The Group manages the capital structure and makes adjustments to it in the light of changes in economic conditions and the risk characteristics of the underlying assets. In order to maintain or adjust the capital structure, the Group may adjust the amount of dividends paid to shareholders, issue new shares or sell assets to reduce debt.

## 26. EARNINGS PER SHARE (EPS)

Basic and diluted earnings per share are computed as follows:

	September 2023	September 2022
Net income attributable to equity holders of the Parent Company	713,939,278	630,574,672
Less share of Series C and D Preferred Shares	(186,957,000)	(186,957,000)
	526,982,278	443,617,672
Divided by weighted average number of outstanding common shares	5,318,095,199	5,318,095,199
<b>Basic EPS</b>	<b>0.0991</b>	<b>0.0834</b>
Add dilutive shares arising from stock options	55,400,000	55,400,000
Adjusted weighted average number of common shares for diluted EPS	5,373,495,199	5,373,495,199
<b>Diluted EPS</b>	<b>0.0981</b>	<b>0.0826</b>

Basic EPS is computed by dividing net income for the year attributable to common equity holders of the Parent Company by the weighted average number of common shares issued and outstanding during the year.

Diluted EPS is computed by dividing net income for the year attributable to common equity holders of the Parent Company by the weighted average number of common shares issued and outstanding during the year plus the weighted average number of common shares that would be issued on conversion of all the dilutive potential common shares into common shares.



## 27. FAIR VALUE MEASUREMENT

The following table presents the carrying amounts and fair values of the Group's assets and liabilities measured at fair value and for which fair values are disclosed, and the corresponding fair value hierarchy:

		September 2023		
		Fair Value		
	Carrying Amount	Quoted Prices in Active Markets (Level 1)	Significant Observable Inputs (Level 2)	Significant Unobservable Inputs (Level 3)
Assets measured at fair value -				
Financial assets at FVPL	1,796,738,876	1,796,738,876	-	-
Investment properties	12,418,187,596	-	2,277,961,026	10,140,226,570
Financial assets at amortized cost -				
Deposits	93,483,104	-	-	93,483,104
	14,308,409,576	1,796,738,876	2,277,961,026	10,233,709,674
Liability for which fair value is disclosed -				
Loans payable	11,612,923,677	-	-	11,612,923,677
Bonds payable	5,937,473,127	-	-	5,937,473,127
	17,550,396,804	-	-	17,550,396,804

		December 2022		
		Fair Value		
	Carrying Amount	Quoted Prices in Active Markets (Level 1)	Significant Observable Inputs (Level 2)	Significant Unobservable Inputs (Level 3)
Assets measured at fair value:	2,246,039,822	2,246,039,822	-	-
Financial assets at FVPL	11,273,784,260	-	1,845,950,292	9,427,833,968
Investment properties				
Asset for which fair value is disclosed -				
Financial assets at amortized cost -	-	-	-	-
Deposits	93,309,077	-	-	93,309,077
	13,613,133,159	2,246,039,822	1,845,950,292	9,521,143,045
Liability for which fair value is disclosed -				
Loans payable	11,764,154,679	-	-	11,764,154,679
Bonds payable	5,925,771,148	-	-	5,925,771,148
	17,689,925,827	-	-	17,689,925,827

The table below presents the financial assets and liabilities of the Group whose carrying amounts approximate fair values as at September 30, 2023 and December 31, 2022:

	September 2023	December 2022
Financial assets:		
Cash and cash equivalents	5,524,455,449	4,796,293,662
Receivables*	2,083,277,954	2,333,150,925
Contract assets	4,249,725,051	3,920,367,468
Amounts held in escrow	189,344,580	185,727,421
Amounts held in trust	57,174,296	58,415,285
	12,103,977,330	11,293,954,761
Financial liabilities:		
Accounts payable and other liabilities**	2,125,025,980	2,143,842,468



	September 2023	December 2022
Advances from non-controlling interests	1,102,119,597	1,102,119,597
	<b>3,227,145,577</b>	<b>3,245,962,065</b>

\*Excludes accrued rent receivable under straight-line basis of accounting aggregating to ₱46.0 million and ₱46.9 million as at September 30, 2023 and December 31, 2022, respectively.

\*\*Excludes payable to buyers, advance rent and statutory liabilities aggregating to ₱1,330.3 million and ₱1,238.4 million as at September 30, 2023 and December 31, 2022, respectively.

## 28. CLASSIFICATION OF CONSOLIDATED STATEMENTS OF FINANCIAL POSITION ACCOUNTS

The Group's current portions of its assets and liabilities are as follows:

	September 2023	December 2022
<b>Current Assets</b>		
Cash and cash equivalents	5,524,455,449	4,796,293,662
Financial asset at fair value through profit or loss	1,796,738,876	2,246,039,822
Receivables	2,129,316,028	2,380,054,645
Contract assets	4,249,725,051	3,920,367,468
Real estate for sale	8,600,060,634	9,381,383,586
Other assets*	1,704,811,039	1,836,051,933
	<b>24,005,107,077</b>	<b>24,560,191,116</b>

\*Excludes non-current portion of deposits and deferred input VAT amounting to ₱280.9 million and ₱224.8 million as at September 30, 2023 and December 31, 2022, respectively.

<b>Current Liabilities</b>		
Current portion of loans payable**	5,982,754,780	5,361,980,186
Accounts payable and other liabilities	3,455,334,207	3,382,198,303
Contract liabilities	156,112,744	231,469,884
Advances from non-controlling interests	1,102,119,597	1,102,119,597
	<b>10,696,321,328</b>	<b>10,077,767,970</b>

\*\*Excludes long term portion of loans payable amounting to ₱5,630.2 million and ₱6,402.2 million as at September 30, 2023 and December 31, 2022, respectively.

## 29. OPERATING SEGMENT INFORMATION

The Group is organized into operating segments based on the type of product or service. The Group's reportable operating segments relates to sale of real estate, leasing and property management services.

All of the assets relating to the Group's operating segments are located in the Philippines. Accordingly, reporting operating segments per geographical business operation is not required.

Segment assets, liabilities and revenue and expenses are measured in accordance with PFRS. The presentation and classification of segment revenue and expenses are consistent with the consolidated statements of comprehensive income. The presentation and classification of segment assets and liabilities are consistent with the consolidated statements of financial position.

The following tables present revenue and expense information and certain assets and liabilities information regarding the different business segments as at and for the period ended September 30, 2023, December 31, 2022 and September 30, 2022:



September 2023						
	Property Management Services					
	Sale of Real Estate	Leasing	Services	Corporate	Eliminations	Total
Segment revenue	4,110,317,406	292,188,167	173,549,400	-	(158,659,562)	4,417,395,411
Segment expenses	(2,434,599,817)	(91,766,987)	(94,765,105)	(999,397,653)	158,659,562	(3,461,870,000)
Segment profit	1,675,717,589	200,421,180	78,784,295	(999,397,653)	-	955,525,411
Net gain on change in fair value of investment properties	-	716,216,644	-	-	-	716,216,644
Finance cost	(299,542,104)	(636,111,896)	-	(12,986,120)	155,895,253	(792,744,867)
Other income - net	-	-	-	406,313,373	-	406,313,373
Income before income tax	1,376,175,485	280,525,928	78,784,295	(606,070,400)	155,895,253	1,285,310,561
Provision for income tax						314,035,656
Net income						971,274,905
Other comprehensive income						-
Total comprehensive income						971,274,905
Assets	8,600,060,634	12,418,187,596	26,403,622	25,095,014,482	(9,115,062,236)	37,024,604,098
Liabilities	(3,903,378,766)	(5,231,551,842)	-	(22,695,721,511)	7,579,768,775	(24,250,883,344)

December 2022						
	Property Management Services					
	Sale of Real Estate	Leasing	Services	Corporate	Eliminations	Total
Segment revenue	2,595,989,838	308,367,000	287,539,419	-	(269,205,063)	2,922,691,194
Segment expenses	(1,714,041,387)	(118,369,626)	(114,827,072)	(879,780,228)	150,960,138	(2,676,058,175)
Segment profit	881,948,451	189,997,374	172,712,347	(879,780,228)	(118,244,925)	246,633,019
Net gain on change in fair value of investment properties	-	1,435,889,906	-	-	-	1,435,889,906
Finance cost	(242,859,908)	-	-	(500,672,464)	242,859,908	(500,672,464)
Other income - net	-	-	-	68,051,894	-	68,051,894
Income before income tax	639,088,543	1,625,887,280	172,712,347	(1,312,400,798)	124,614,983	1,249,902,355
Provision for income tax						(376,837,638)
Net income						873,064,717
Other comprehensive income (loss)						43,984,369
Total comprehensive income						917,049,086
Assets	9,746,531,596	11,277,167,365	24,644,541	24,702,238,191	(9,357,874,604)	36,392,707,089
Liabilities	(4,685,204,776)	(1,425,000,000)	-	(26,004,371,346)	7,782,179,963	(24,332,396,159)

September 2022						
	Property Management Services					
	Sale of Real Estate	Leasing	Services	Corporate	Eliminations	Total
Segment revenue	1,278,201,270	224,108,883	214,820,539	-	(201,295,323)	1,515,835,369
Segment expenses	(844,973,914)	(71,844,524)	(81,541,711)	(706,070,189)	201,295,323	(1,503,135,015)
Segment profit	433,227,356	152,264,359	133,278,828	(706,070,189)	-	12,700,354
Net gain on change in fair value of investment properties	-	1,144,992,711	-	-	-	1,144,992,711
Finance cost	(128,273,511)	(376,527,016)	-	(12,925,704)	190,285,410	(327,440,821)
Other income - net	-	-	-	47,588,031	-	47,588,031
Income before income tax	304,953,845	920,730,054	133,278,828	(671,407,862)	190,285,410	877,840,275
Provision for income tax						219,183,261
Net income						658,657,014
Other comprehensive income						-
Total comprehensive income						658,657,014
Assets	9,527,109,424	11,012,976,320	20,483,941	20,124,709,520	(8,692,946,960)	31,992,332,245
Liabilities	(4,228,519,226)	(4,830,872,452)	-	-18,125,473,365	7,127,578,871	(20,057,286,172)



### 30. FINANCIAL RATIOS

Below is a schedule showing financial soundness indicators for the period ended September 30, 2023, December 31, 2022 and September 30, 2022:

RATIO	FORMULA	SEP 2023	DEC 2022	SEP 2022
Current Ratio	$\frac{\text{Current Assets}}{\text{Current Liabilities}}$	<b>2.24:1</b>	2.44:1	2.02:1
Acid Test Ratio	$\frac{\text{Quick Assets}}{\text{Current Liabilities}}$	<b>0.88:1</b>	0.93:1	0.90:1
Solvency Ratios	$\frac{\text{Net Income before depreciation}}{\text{Total liabilities}}$	<b>0.04:1</b>	0.04:1	0.03:1
Debt-to-Equity Ratio	$\frac{\text{Total Liabilities}}{\text{Total Equity}}$	<b>1.9:1</b>	2.02:1	1.68:1
Debt to Equity Ratio for Loan covenant	$\frac{\text{Total Debt [Bonds and loans payable, amount payable for purchase of interest in a subsidiary and advances from non-controlling interest] to Total Equity}}{\text{Total Equity}}$	<b>1.37:1</b>	1.56:1	1.14:1
Asset-to-Equity Ratio	$\frac{\text{Total Assets}}{\text{Total Equity}}$	<b>2.9:1</b>	3.02:1	2.68:1
Interest Rate Coverage Ratio	$\frac{\text{Pretax Income before Interest}}{\text{Interest expense}}$	<b>2.66:1</b>	3.51:1	3.81:1
Return on Equity	$\frac{\text{Net Income}}{\text{Average Equity excluding Preferred Shares}}$	<b>11.60%</b>	11.59%	8.70%
Return on Assets	$\frac{\text{Net Income}}{\text{Average Total assets}}$	<b>2.81%</b>	3%	2.11%
Net Profit Margin	$\frac{\text{Net Income}}{\text{Revenue}}$	<b>22.00%</b>	30%	43%
Basic Earnings per Share	$\frac{\text{Net income less dividends declared}}{\text{Outstanding common shares}}$	<b>0.0991</b>	0.1075	0.0834
Price to Earnings Ratio	$\frac{\text{Market Price per share}}{\text{Earnings per share}}$	<b>5.05:1</b>	5.21:1	6.35:1
Dividend Yield	$\frac{\text{Dividends per share}}{\text{Market price per share}}$	<b>2.40%</b>	2.14%	2.26%

December 2022 ratio is based on full year income while September 2023 and September 2022 ratios are based on nine-month income.

### 31. EVENTS AFTER THE REPORTING PERIOD

#### **Declaration of Cash Dividends**

The Parent Company's BOD approved and declared the following cash dividends:

Class of shares	Declaration Date	Stockholders of Record Date	Payment Date	Amount	Dividend per Share
Series C preferred shares	October 26, 2023	November 29, 2023	December 27, 2023	₱17,319,250	₱1.7319
Series D preferred shares	October 26, 2023	November 13, 2023	December 3/4, 2023	₱45,000,000	₱7.5000

The dividends shall be taken out of the unrestricted earnings of the Parent Company as at September 30, 2023.



### **Additional Shares Subscription to Subsidiaries**

In October 2023, the Parent Company's BOD approved the subscription to 663,000 preferred shares of Bhavya at ₱100.00 per share, or a total of ₱66.3 million. Narra will also subscribe to Bhavya's preferred shares to the extent of 442,000 therefore maintaining the ownership ratio. In November 2023, the subscription agreement was signed by related parties.

In the same meeting, BOD also approved the subscription to 67,500 common shares of APPS at ₱100.00 per share, or a total of ₱6.75 million. In November 2023, the subscription agreement was signed by both parties.

## **Item 2: Management's Discussion and Analysis of Financial Condition and Results of Operations**

### **FINANCIAL POSITION**

SEPTEMBER 2023 vs DECEMBER 2022

	<b>SEP 30, 2023</b>	<b>DEC 31, 2022</b>	<b>% Change</b>
Cash and cash equivalents	<b>5,524,455,449</b>	₱4,796,293,662	15%
Financial assets at fair value through profit or loss (FVPL)	<b>1,796,738,876</b>	2,246,039,822	-20%
Receivables	<b>2,129,316,028</b>	2,380,054,645	-11%
Contract Assets	<b>4,249,725,051</b>	3,920,367,468	8%
Real estate for sale	<b>8,600,060,634</b>	9,381,383,586	-8%
Investment properties	<b>12,418,187,596</b>	11,273,784,260	10%
Property and equipment	<b>320,411,447</b>	333,940,003	-4%
Net retirement asset	<b>23,783,268</b>	36,058,483	-34%
Other Assets	<b>1,961,925,749</b>	2,024,785,160	-3%
<b>Total Assets</b>	<b>37,024,604,098</b>	36,392,707,089	2%
Accounts payable and other liabilities	<b>3,455,334,207</b>	3,382,198,303	2%
Loans payable	<b>11,612,923,677</b>	11,764,154,679	-1%
Bonds payable	<b>5,937,473,127</b>	5,925,771,148	-
Contract liabilities	<b>156,112,744</b>	231,469,884	-33%
Advances from non-controlling interests	<b>1,102,119,597</b>	1,102,119,597	-
Net retirement liability	<b>3,327,760</b>	2,545,060	31%
Net deferred tax liabilities	<b>1,983,592,232</b>	1,924,137,488	3%
<b>Total Liabilities</b>	<b>24,250,883,344</b>	24,332,396,159	-
Equity attributable to equity holders of the Parent Company			
Capital stock	<b>1,005,757,136</b>	1,005,757,136	-
Additional paid-in capital	<b>5,973,360,513</b>	5,973,360,513	-
Retained earnings	<b>5,375,709,389</b>	4,912,544,253	9%
Other equity reserves	<b>221,696,435</b>	221,696,435	-
Treasury shares	<b>(2,000,000,000)</b>	(2,000,000,000)	-
Parent Company's preferred shares held by a subsidiary – at cost	<b>(12,500,000)</b>	(12,500,000)	-
	<b>10,564,023,473</b>	10,100,858,337	5%
	<b>2,209,697,281</b>	1,959,452,593	13%
<b>Total Equity</b>	<b>12,773,720,754</b>	12,060,310,930	6%
<b>Total Liabilities and Equity</b>	<b>37,024,604,098</b>	₱36,392,707,089	2%



The Company's total resources increased by 2% from ₱36.4 billion as at December 2022 to ₱37.0 billion as at September 30, 2023.

**Causes for any material changes (+/- 5% or more) in the financial statements:**

*15% Increase in Cash and Cash Equivalents*

Mainly due to the proceeds from bulk sale of Savya Financial Center office units and parking slots and from partial termination of money market placements.

*20% Decrease in Financial assets at FVPL*

Due to partial termination of money market placements which were subsequently used for regular operational disbursements.

*11% Decrease in Receivables*

Due largely to collections of receivables from Cebu Exchange buyers.

*8% Increase in Contract Assets*

Due to excess of total revenues from real estate sales recognized based on a higher project's percentage of completion (POC) compared to the amounts already owed and payable by the buyers.

*8% Decrease in Real Estate for Sale*

Due to reclassification of Cebu Exchange office units and parking slots from Real estate for sale to Investment Properties, sale of Savya Financial Center office units and parking slots and Eluria's residential units.

*10% Increase in Investment Properties*

Largely due to the additional office units and parking slots at Cebu Exchange retained by CLLC as inventory for lease. These units were initially recorded at cost and subsequently remeasured at fair value at reporting date.

*34% Decrease in Net Retirement Asset*

Due to additional retirement expense accrued for the period.

Total liabilities is retained at ₱24.3 billion as at September 30, 2023 and December 31, 2022 due to the following:

*33% Decrease in Contract Liabilities*

Due to realized revenues from incremental increase in projects' percentage of completion (POC).

*31% Increase in Retirement Liability*

Due to provision of retirement expense for the period.

Total equity increased by 6% from ₱12.1 billion on December 31, 2022 to ₱12.8 billion as at September 30, 2023 due to the following:

*9% Increase in Retained Earnings*

Due to the net income within the nine-month period of 2023, net of dividends declared.

*13% Increase in Non-Controlling Interests*

Largely due to the recognition of NCI's share in the net income.



**FINANCIAL RATIOS**

SEPTEMBER 2023 vs DECEMBER 2022

RATIO	FORMULA	SEP 2023	DEC 2022
Current Ratio	$\frac{\text{Current Assets}}{\text{Current Liabilities}}$	<b>2.24:1</b>	2.44:1
Acid Test Ratio	$\frac{\text{Quick Assets}}{\text{Current Liabilities}}$	<b>0.88:1</b>	0.93:1
Solvency Ratios	$\frac{\text{Net Income before depreciation}}{\text{Total liabilities}}$	<b>0.04:1</b>	0.04:1
Debt-to-Equity Ratio	$\frac{\text{Total Liabilities}}{\text{Total Equity}}$	<b>1.90:1</b>	2.02:1
Debt to Equity Ratio for Loan covenant	$\frac{\text{Total Debt [Bonds and loans payable, amount payable for purchase of interest in a subsidiary and advances from non-controlling interest] to Total Equity}}{\text{Total Equity}}$	<b>1.37:1</b>	1.56:1
Asset-to-Equity Ratio	$\frac{\text{Total Assets}}{\text{Total Equity}}$	<b>2.90:1</b>	3.02:1
Interest Rate Coverage Ratio	$\frac{\text{Pretax Income before Interest}}{\text{Interest expense}}$	<b>2.66:1</b>	3.51:1
Return on Equity	$\frac{\text{Net Income}}{\text{Average Equity excluding Preferred Shares}}$	<b>11.60%</b>	11.59%
Return on Assets	$\frac{\text{Net Income}}{\text{Average Total assets}}$	<b>2.81%</b>	3.00%
Net Profit Margin	$\frac{\text{Net Income}}{\text{Revenue}}$	<b>21.99%</b>	29.87%
Basic Earnings per Share	$\frac{\text{Net income less dividends declared}}{\text{Outstanding common shares}}$	<b>0.0991</b>	0.1075
Price to Earnings Ratio	$\frac{\text{Market Price per share}}{\text{Earnings per share}}$	<b>4.89:1</b>	5.21:1
Dividend Yield	$\frac{\text{Dividends per share}}{\text{Market price per share}}$	<b>2.47%</b>	2.14%

**FINANCIAL RATIOS**

SEPTEMBER 2023 vs SEPTEMBER 2022

Ratio	Formula	SEP 2023	SEP 2022
Current Ratio	$\frac{\text{Current Assets}}{\text{Current Liabilities}}$	<b>2.24:1</b>	2.02:1
Acid Test Ratio	$\frac{\text{Quick Assets}}{\text{Current Liabilities}}$	<b>0.88:1</b>	0.53:1
Solvency Ratios	$\frac{\text{Net Income before depreciation}}{\text{Total liabilities}}$	<b>0.04:1</b>	0.03:1
Debt-to-Equity Ratio	$\frac{\text{Total Liabilities}}{\text{Total Equity}}$	<b>1.90:1</b>	1.68:1
Debt-to-Equity Ratio for Loan covenant	$\frac{\text{Total Debt [Bonds and loans payable, amount payable for purchase of interest in a subsidiary and advances from non-controlling interest] to Total Equity}}{\text{Total Equity}}$	<b>1.46:1</b>	1.24:1
Asset-to-Equity Ratio	$\frac{\text{Total Assets}}{\text{Total Equity}}$	<b>2.90:1</b>	2.68:1
Interest Rate Coverage Ratio	$\frac{\text{Pretax Income before Interest}}{\text{Interest expense}}$	<b>2.66:1</b>	3.81:1
Return on Equity	$\frac{\text{Net Income}}{\text{Average Equity excluding Preferred Shares}}$	<b>11.60%</b>	8.70%



Ratio	Formula	SEP 2023	SEP 2022
Return on Assets	$\frac{\text{Net Income}}{\text{Average Total assets}}$	<b>2.81%</b>	2.11%
Net Profit Margin	$\frac{\text{Net Income}}{\text{Revenue}}$	<b>21.99%</b>	43.45%
Basic Earnings per Share	$\frac{\text{Net income less dividends declared}}{\text{Outstanding common shares}}$	<b>0.0991</b>	0.0834
Price to Earnings Ratio	$\frac{\text{Market Price per share}}{\text{Earnings per share}}$	<b>4.89:1</b>	6.35:1
Dividend Yield	$\frac{\text{Dividends per share}}{\text{Market price per share}}$	<b>2.47%</b>	2.26%

## RESULTS OF OPERATIONS

SEPTEMBER 2023 vs SEPTEMBER 2022

	SEP 30, 2023	SEP 30, 2022	% Change
Revenues	<b>₱4,417,395,411</b>	₱1,515,835,369	191%
Cost and Expenses	<b>2,472,620,755</b>	900,087,256	175%
GROSS INCOME	<b>1,944,774,656</b>	615,748,113	216%
Administrative expenses	<b>576,832,686</b>	413,472,220	40%
Selling and marketing expenses	<b>412,416,559</b>	189,575,539	118%
OPERATING EXPENSES	<b>989,249,245</b>	603,047,759	64%
INCOME FROM OPERATIONS	<b>955,525,411</b>	12,700,354	7424%
OTHER OPERATING INCOME (EXPENSES)			
Finance costs	<b>(792,744,867)</b>	(327,440,821)	142%
Net gain on change in fair value of investment properties	<b>716,216,644</b>	1,144,992,711	-37%
Other income – net	<b>406,313,373</b>	47,588,031	754%
INCOME BEFORE INCOME TAX	<b>1,285,310,561</b>	877,840,275	46%
PROVISION FOR INCOME TAX	<b>314,035,656</b>	219,183,261	43%
<b>NET INCOME</b>	<b>₱971,274,905</b>	₱658,657,014	47%
NET INCOME ATTRIBUTABLE TO:			
Equity holders of Parent Company	<b>713,939,278</b>	630,574,672	13%
Non-controlling interests	<b>257,335,627</b>	28,082,342	816%
	<b>₱971,274,905</b>	₱658,657,014	47%

For the period ended September 2023, the Group's total revenues increase 191% year-on-year, to ₱4.4 billion as compared to ₱1.5 billion in 2022. Further, the Group's Net Income posted a 47% growth within a nine-month period from ₱658.7 million in 2022 to ₱971.3 million in 2023.

### Causes for any material changes (+/- 5% or more) in the financial statements:

#### 191% Increase in Revenues

Largely due to the sale of Savya Financial Center's office units and parking slots, Lucima and Eluria's residential units and Sevina Park's commercial lots.



*175% Increase in Cost and Expenses*

Relative to the above-mentioned higher sales bookings recognized for the period.

*40% Increase in Administrative Expenses*

Primarily driven by higher real property taxes, insurance, and other pre-operating expenses related to completed projects.

*118% Increase in Selling & Marketing Expenses*

Largely driven by commission expense due to higher sales and completion rate, as well as increase in selling and marketing activities.

*142% Increase in Finance Costs*

Due to interest expense associated to ALCO's Green Bonds and non-capitalization of borrowing cost for completed projects.

*37% Decrease in Net Gain on Change in Fair Value of Investment Properties*

As part of management plan to increase recurring income, office and retail units and parking slots in CLLC's Cebu Exchange were reclassified from inventory for sale to properties for lease, these units were initially recorded at cost and subsequently remeasured at fair value recognizing fair value gain. CLLC reclassified 5k and 11k sqm of office and retail units and parking slots for the period ended September 2023 and September 2022, respectively. This resulted to lower fair value gain year on year.

*754% Increase in Other Income - net*

Mainly attributable to higher interest income, forfeited collections and realized gain on disposals of financial assets at FVPL.

*43% Increase in Provision for Income Tax*

Due to higher net taxable income and revaluation gain from investment properties recognized for the period.

**RESULTS OF OPERATIONS**

July - September 2023 vs July - September 2022

	<b>JUL 1 - SEP 30, 2023</b>	<b>JUL 1 - SEP 30, 2022</b>	<b>% Change</b>
Revenues	<b>₱1,045,569,271</b>	₱ 403,554,236	159%
Cost and Expenses	<b>639,511,814</b>	246,728,739	159%
GROSS INCOME	<b>406,057,457</b>	156,825,497	159%
Administrative expenses	<b>217,301,943</b>	142,249,851	53%
Selling and marketing expenses	<b>103,586,921</b>	78,620,488	32%
OPERATING EXPENSES	<b>320,888,864</b>	220,870,339	45%
OPERATING INCOME (LOSS)	<b>85,168,593</b>	(64,044,842)	233%
Finance costs	<b>(267,480,591)</b>	(149,554,547)	79%
Other income – net	<b>267,524,387</b>	23,865,616	1021%
OTHER OPERATING INCOME (EXPENSES)	<b>43,796</b>	(125,688,931)	100%
INCOME (LOSS) BEFORE INCOME TAX	<b>85,212,389</b>	(189,733,773)	145%
Provision for (benefit from) income tax	<b>18,324,901</b>	(52,055,681)	135%



	JUL 1 - SEP 30, 2023	JUL 1 - SEP 30, 2022	% Change
<b>NET INCOME (LOSS)</b>	<b>₱66,887,488</b>	<b>(₱ 137,678,092)</b>	<b>149%</b>

The Group's consolidated revenues surged by 159% quarter-on-quarter from ₱403.6 million in 2022 to P1.0 billion in 2023. Consolidated net income closed at ₱66.9 million in Q3 2023.

**Causes for any material changes (+/- 5% or more) in the financial statements**

*159% Increase in Revenues*

Primarily due to revenues recognized from projects Eluria and higher sales from Lucima.

*159% Increase in Cost and Expenses*

Relative to higher sales take up recognized for the period.

*53% Increase in Administrative Expenses*

Largely due to real property taxes, utilities and other pre-operating expenses of completed projects.

*32% Increase in Selling and Marketing Expenses*

Due to higher commission incurred from projects Eluria and Lucima.

*79% Increase in Finance Costs*

Due to interest associated to ALCO's Green Bonds.

*1021% Increase in Other Income - Net*

Mainly attributable to higher interest income.

*135% Increase in Provision for income tax*

Due to higher net taxable income for the quarter.





Machine Validation:

VALID UNTIL: FEBRUARY 05, 2024



Republic of the Philippines  
DEPARTMENT OF FINANCE  
SECURITIES AND EXCHANGE COMMISSION  
The SEC Headquarters  
7907 Makati Avenue, Salcedo Village,  
Barangay Bel-Air, Makati City, 1209



## PAYMENT ASSESSMENT FORM

No. 20231222-9749620

DATE 12/22/2023	RESPONSIBILITY CENTER MSRD
PAYOR: ARTHALAND CORPORATION TAGUIG CITY	

NATURE OF COLLECTION	QUANTITY	ACCOUNT CODE	AMOUNT
Information Statement - Registrant		4020199099 (678)	7,500.00
Legal Research Fee (A0823)		2020105000 (131)	75.00
---NOTHING FOLLOWS---			
TOTAL AMOUNT TO BE PAID			Php 7,575.00
Assessed by: jdbingit		Amount in words: SEVEN THOUSAND FIVE HUNDRED SEVENTY FIVE PESOS AND 00/100	
Remarks:			

## PAYMENT OPTIONS

- Online payment thru eSPAYSEC at  
• <https://espaysec.sec.gov.ph>
- Over the Counter Payments at any LandBank branch nationwide

## NOTES:

A. The Payment Assessment Form (PAF) is valid until FEBRUARY 05, 2024.

B. Accepted modes of payment at Landbank branches:

- Cash
- Manager's/Cashier's Check payable to the Securities and Exchange Commission

C. For check payment, please prepare separate Manager's checks per fund account as indicated on the breakdown summary.

D. For over the counter payment at LandBank:

- Print 2 copies of PAF, 1 Client Copy, 1 LandBank copy
- Accomplish the onCall Payment slip per fund account as indicated on the breakdown summary.  
Use the correct Fund Account and Account No. and provide the below information:
  - Reference Number 1 - PAF No.
  - Reference Number 2 - Name of Payor appearing on the PAF
- Present OnCall Payment Slip, together with the PAF, to the LandBank Teller

E. You may generate the electronic official receipt (eOR) by visiting <https://espaysec.sec.gov.ph/eor>

- Payment thru ESPAYSEC – eOR available upon payment
- LandBank OTC - eOR available within two (2) business days after the payment

F. ANY ALTERATIONS WILL INVALIDATE THIS FORM

## BREAKDOWN SUMMARY

FUND ACCOUNT	AMOUNT	ACCOUNT #
SEC SRC Current Account	7,500.00	0532-2222-86
SEC BTR Account - LRF	75.00	3402-2319-20
TOTAL	Php 7,575.00	





SEC Main Office  
The SEC Headquarters  
7907 Makati Avenue, Salcedo Village, Barangay Bel-Air, Makati City , 1209

# electronic Official Receipt

## Transaction Details

<b>eOR Number</b>	20231228-LBP-0019712-87
<b>Payment Date</b>	December 27, 2023
<b>Payment Scheme</b>	Landbank Over-the-Counter
<b>Status</b>	COMPLETED
<b>Payment Status</b>	PAYMENT_SUCCESS

## Payment Assessment Details

<b>PAF No.</b>	20231222-9749620
<b>PAF Date</b>	2023-12-22 09:43:23
<b>Payor Name</b>	ARTHALAND CORPORATION
<b>Payor Address</b>	TAGUIG CITY

#	Nature of Collection	Account Code	Amount
1	Information Statement - Registrant	4020199099(678)	7,500.00
2	Legal Research Fee (A0823)	2020105000(131)	75.00
<b>TOTAL</b>			<b>7,575.00</b>

Total amount indicated herein does not include the convenience/service fee of the selected payment channel.



## **MSRD\_Arthaland Corporation SEC 20-DIS 10 January 2024**

From: **ICTD Submission** <[ictdsubmission+canned.response@sec.gov.ph](mailto:ictdsubmission+canned.response@sec.gov.ph)>

Sent: Wednesday, January 10, 2024 9:10 AM

To: [ALCO@arthaland.com](mailto:ALCO@arthaland.com)

Subject: Re: **MSRD\_Arthaland Corporation\_SEC 20-DIS\_10January2024**

[You don't often get email from [ictdsubmission+canned.response@sec.gov.ph](mailto:ictdsubmission+canned.response@sec.gov.ph). Learn why this is important at <https://aka.ms/LearnAboutSenderIdentification> ]

Thank you for reaching out to [ictdsubmission@sec.gov.ph](mailto:ictdsubmission@sec.gov.ph)!

Your submission is subject for Verification and Review of the Quality of the Attached Document only for Secondary Reports. The Official Copy of the submitted document/report with Barcode Page (Confirmation Receipt) will be made available after 7 working days via order through the SEC Express

at <https://apc01.safelinks.protection.outlook.com/?url=https%3A%2F%2Fsecexpress.ph%2F&data=05%7C02%7Cjrgigante%40arthaland.com%7C315d625e895a4be72be708dc1179308d%7Cd4fe2526c1e14ad3b425f3737cbdc476%7C0%7C0%7C638404459398133243%7CUnknown%7CTWFpbGZsb3d8eyJWljoIMC4wLjAwMDAiLCJQIjoiV2luMzliLCJBTiI6Ikl1haWwiLCJXVCi6Mn0%3D%7C3000%7C%7C%7C&sdata=gZL0xDSsdtikfeFWj6jIndrBGmiDIJ2A4taer7a5Pio%3D&reserved=0>.

For further clarifications, please call (02) 8737-8888.

### ----- **NOTICE TO COMPANIES** -----

Please be informed of the reports that shall be filed only through [ictdsubmission@sec.gov.ph](mailto:ictdsubmission@sec.gov.ph).

Pursuant to SEC MC Circular No. 3 s 2021, scanned copies of the printed reports with wet signature and proper notarization shall be filed in PORTABLE DOCUMENT FORMAT (pdf) through email at [ictdsubmission@sec.gov.ph](mailto:ictdsubmission@sec.gov.ph) such as the following SECONDARY REPORTS:

1. 17-A 6. ICA-QR 11. IHAR 16. 39-AR 21. Monthly Reports
2. 17-C 7. 23-A 12. AMLA-CF 17. 36-AR 22. Quarterly Reports
3. 17-L 8. 23-B 13. NPM 18. PNFS 23. Letters
4. 17-Q 9. GIS-G 14. NPAM 19. MCG 24. OPC (Alternate Nominee)
5. ICASR 10. 52-AR 15. BP-FCLC 20. S10/SEC-NTCE-EXEMPT

Further, effective 01 July 2023, the following reports shall be submitted

through <https://apc01.safelinks.protection.outlook.com/?url=https%3A%2F%2Ffast.sec.gov.ph%2Fuser%2Flogin&data=05%7C02%7Cjrgigante%40arthaland.com%7C315d625e895a4be72be708dc1179308d%7Cd4fe2526c1e14ad3b425f3737cbdc476%7C0%7C0%7C638404459398133243%7CUnknown%7CTWFpbGZs>



[b3d8eyJWljojMC4wLjAwMDAiLCJQIjoiV2luMzliLCJBTiI6IjEhaWwiLCJXVCI6Mn0%3D%7C3000%7C%7C%7C&sdata=ZQQA%2BjIjPazhPBBbjIUQV8AzhRWRDqbdYMflyUlId%2F0%3D&reserved=0](https://apc01.safelinks.protection.outlook.com/?url=https%3A%2F%2Ffast.sec.gov.ph%2Fuser%2Flogin&data=05%7C02%7Cjrgigante%40arthaland.com%7C315d625e895a4be72be708dc1179308d%7Cd4fe2526c1e14ad3b425f3737cbdc476%7C0%7C0%7C638404459398133243%7CUnknown%7CTWFpbGZsb3d8eyJWljojMC4wLjAwMDAiLCJQIjoiV2luMzliLCJBTiI6IjEhaWwiLCJXVCI6Mn0%3D%7C3000%7C%7C%7C&sdata=ZQQA%2BjIjPazhPBBbjIUQV8AzhRWRDqbdYMflyUlId%2F0%3D&reserved=0).

1. FORM MC 18 7. Completion Report
2. FORM 1 - MC 19 8. Certificate-SEC Form MCG- 2009
3. FORM 2- MC 19 9. Certificate-SEC Form MCG- 2002, 2020 ETC.
4. ACGR 10. Certification of Attendance in Corporate Governance
5. I-ACGR 11. Secretary's Certificate Meeting of Board Directors (Appointment)
6. MRPT

Please be informed that the submission of the abovementioned eleven (11) reports through the [ictdsubmission@sec.gov.ph](mailto:ictdsubmission@sec.gov.ph) shall no longer be accepted. For further information, please access this link Notice for guidance on the filing of reports:

Likewise, the following reports shall be filed through the Electronic Filing and Submission Tool (eFAST) at <https://apc01.safelinks.protection.outlook.com/?url=https%3A%2F%2Ffast.sec.gov.ph%2Fuser%2Flogin&data=05%7C02%7Cjrgigante%40arthaland.com%7C315d625e895a4be72be708dc1179308d%7Cd4fe2526c1e14ad3b425f3737cbdc476%7C0%7C0%7C638404459398133243%7CUnknown%7CTWFpbGZsb3d8eyJWljojMC4wLjAwMDAiLCJQIjoiV2luMzliLCJBTiI6IjEhaWwiLCJXVCI6Mn0%3D%7C3000%7C%7C%7C&sdata=ZQQA%2BjIjPazhPBBbjIUQV8AzhRWRDqbdYMflyUlId%2F0%3D&reserved=0> :

1. AFS 7. IHFS 13. SSF
2. GIS 8. LCFS 14. AFS with Affidavit of No Operation
3. BDFS 9. LCIF 15. AFS with NSPO Form 1,2, and 3
4. FCFS 10. OPC\_AO 16. AFS with NSPO Form 1,2,3 and 4,5,6
5. FCIF 11. PHFS 17. FS - Parent
6. GFFS 12. SFFS 18. FS – Consolidated

For the submission and processing of compliance in the filing of Memorandum Circular No. 28 Series of 2020, please visit this link – <https://apc01.safelinks.protection.outlook.com/?url=https%3A%2F%2Fapps010.sec.gov.ph%2F&data=05%7C02%7Cjrgigante%40arthaland.com%7C315d625e895a4be72be708dc1179308d%7Cd4fe2526c1e14ad3b425f3737cbdc476%7C0%7C0%7C638404459398133243%7CUnknown%7CTWFpbGZsb3d8eyJWljojMC4wLjAwMDAiLCJQIjoiV2luMzliLCJBTiI6IjEhaWwiLCJXVCI6Mn0%3D%7C3000%7C%7C%7C&sdata=3aMTVFFUe%2FzRZL%2BViYW7gqns2Ky6%2Ba31qNcHgS8ia9M%3D&reserved=0>

For your information and guidance.  
Thank you.



## **Arthaland Disclosure | DEFINITIVE Information Statement**

**From:** PDEX Disclosure <[pdex.disclosure@pds.com.ph](mailto:pdex.disclosure@pds.com.ph)>

**Sent:** Wednesday, January 10, 2024 9:51 AM

**To:** Margeline C. Hidalgo <[mchidalgo@arthaland.com](mailto:mchidalgo@arthaland.com)>

**Cc:** Riva Khristine Maala <[rvmaala@arthaland.com](mailto:rvmaala@arthaland.com)>

**Subject:** Re: [EXTERNAL] Arthaland Disclosure | DEFINITIVE Information Statement

Gentlemen,

This is to acknowledge receipt of the disclosure and its attachment. Thank you.

Regards,

Issuer Compliance & Disclosure Department  
Philippine Dealing & Exchange Corp.  
29/F, BDO Equitable Tower,  
8751 Paseo de Roxas, Makati City  
DL: (632) 8884-4415; 4433  
E-mail: [pdex.disclosure@pds.com.ph](mailto:pdex.disclosure@pds.com.ph)